

INTERNATIONAL
OCULAR
INFLAMMATION
SOCIETY
CONGRESS

21
CME



PROGRAM

November 13 – 16, 2019

Kaohsiung Exhibition Center, Kaohsiung, Taiwan

Welcome to

15th International Ocular Inflammation Society CONGRESS

5th Assembly of Ocular Inflammation Societies
8th Annual Meeting of Taiwan Retina Society



Enjoy your stay in Kaohsiung, Taiwan

TABLE OF CONTENTS

.....○	Welcome	4
	Word of the President	4
	Word of the Local Organizer	5
.....○	Useful Information	6-7
.....○	CME	7
.....○	Floorplan	8-9
.....○	Sponsors	10-11
.....○	Exhibition / Exhibitors	12-13
	IOIS Committee	14-15
	Scientific Committee	14
	Executive Board	14
	International Council	14
.....○	IOIS Awards	16-19
	IOIS 2019 Ben Ezra Award	16
.....○	IOIS 2019 Gold Medal Award	17
	Scientific Program	21
	Wednesday	23-35
	Thursday	36-51
	Friday	52-71
	Saturday	72-92
	E-Posters	93-106
.....○	Industry Sponsored Symposia	108-115
.....○	Social Program	
	Welcome Reception	35
	Gala Dinner	70-71
.....○	Notes	116-119

This pocketguide went into print on October 21, 2019. For the latest changes of the program, please visit the IOIS website (www.iois.info) or download the IOIS2019 App.

WELCOME

WORD OF THE PRESIDENT

Dear IOIS members and Congress delegates,

I am delighted to welcome you all, on behalf of the executive board of the International Ocular Inflammation Society, to the 15th meeting of our Society and the 5th International Assembly of Ocular Inflammation Societies, which will be held in the beautiful and charming city of Kaohsiung, Taiwan.

I am pleased to observe that the 2019 congress would certainly be an unforgettable edition and keep all its promises. Bringing together all areas of ocular inflammation and infection respects the spirit of our Society as established by its founders. I am grateful to our local congress chair, Professor Shwu-Jiuan Sheu and the Taiwan Retina Society, for their tremendous efforts and generous hospitality, which will allow us to meet, discuss, exchange and debate on major topics of our subspecialties, in a friendly and enthusiastic atmosphere.

I would like to take this opportunity to acknowledge every member of the Assembly of Ocular Inflammation Societies for his active contribution to the success of the 2019 Congress. An outstanding scientific program has been set-up by 16 IOIS sections, 28 National and International Societies to update you on aspects of our field in a rapidly evolving era. All this would not have been achieved without the dedicated and invaluable help of Russell Read together with the scientific program committee members. IOIS has long been committed to education, not just through the meeting itself, but with the comprehensive course on Uveitis, organized for the second time by Quan Dong Nguyen and Carlos Pavesio.

IOIS evolves according to your expectations and our achievements depend on your continuous scientific support. The success of the congress is a result of the efforts of each person who has travelled to be here today for another extraordinary meeting with major advances in diagnostic and therapeutic management of ocular inflammatory or infectious diseases.

Yours Sincerely,

Bahram Bodaghi MD, PhD, FEBOph
President, IOIS



WORD OF THE LOCAL ORGANIZER

Dear Colleagues,

As the local congress organizer, it is my great pleasure to welcome you to Kaohsiung, Taiwan.


The Congress will be held in Kaohsiung from November 13-16, 2019. Kaohsiung is the 5th Best City to visit in 2018 suggested by Lonely Planet. It will be a unique gathering of all major ocular inflammation societies with their world-renowned members as active participating delegates. The Scientific Committee will be organizing robust scientific sessions, covering intraocular and extra ocular inflammatory and infectious disorders, including recent advances in ocular imaging, clinical and surgical treatment of recalcitrant ocular inflammations, evolving infectious uveitis entities, as well as current understanding of the underlying pathogenesis of disorders such as age-related macular degeneration and diabetic retinopathy. Moreover, the program will include surgical interventions in uveitis complications such as secondary cataract, medical and surgical management of glaucoma, retinopathy and others.

Kaohsiung, a city of glamour, not only has unique features of mountain, sea, river, and port, but also possesses a rich culture and beautiful cityscape. Facing Taiwan Strait on the west and Bashi Channel on the south, Kaohsiung is a beautiful and modern metropolis located in southern Taiwan as well as the second largest city of this island. Sitting between Cijin Island and downtown, Port of Kaohsiung is the world-class port in Taiwan as well as a hub for international trade. The ceaseless ships and containers from around the world represent the energy and vitality of the business in Kaohsiung. This subtropical city boasts its brilliant sunshine and gentle breeze from the passionate sea. The city sincerely welcomes your visit. Kaohsiung website.

On behalf of the organizing committee, I cordially invite you to attend the meeting and discover Taiwan. I look forward to seeing you and families in Kaohsiung.

Best regards,

Shwu-Jiuan Sheu, MD
Local Organizer IOIS



USEFUL INFORMATION

CONGRESS BADGE

Congress badges can be collected from the registration desk and must be used during the entire event and will give you access to all the event rooms, welcome reception and gala dinner.

SPEAKERS' READY ROOM

OPENING HOURS

Wednesday	November 13	07:00 to 18:00
Thursday	November 14	07:00 to 18:00
Friday	November 15	07:00 to 18:00
Saturday	November 16	06:30 to 16:00

In the Speakers' ready room, a technician helps the speaker to transfer his or her presentation into the central congress network. Make sure you deliver your presentation on a USB memory key to the Speakers' ready room **at least 2 hours in advance** or the day before if your presentation is scheduled early in the morning.

Speakers must strictly respect the allocated time to guarantee smooth running of the sessions.

IOIS 2019 offers a high-performance computerized network running the Windows operating system to manage all slide projections. All presentations will be sent to the assigned meeting room from the central server at the Speakers' ready room, by the technical staff. This procedure ensures efficient management and higher quality of projection. The use of personal laptops for presentations is actively discouraged.

CME RECOGNITION

The **15th International Ocular Inflammation Society (IOIS) Congress, Kaohsiung, Taiwan, 13/11/2019-16/11/2019** has been accredited by the European Accreditation Council for Continuing Medical Education (EACCME®) with **21 European CME credits** (ECMEC@s). Each medical specialist should claim only those hours of credit that he/she actually spent in the educational activity.

Through an agreement between the Union Européenne des Médecins Spécialistes and the American Medical Association, physicians may convert EACCME® credits to an equivalent number of AMA PRA Category 1 Credits™. Information on the process to convert EACCME® credit to AMA credit can be found at www.ama-assn.org/education/earn-credit-participation-international-activities.

The certificate will be available onsite.

LIABILITY

The Organizers do not accept liability for personal accidents, loss of or damage to private property of participants either during, or directly arising from the meeting. Participants must make their own arrangements with respect to health and travel insurance.

INTERNET

Network Name: IOIS2019 **Password:** IOIS2019!

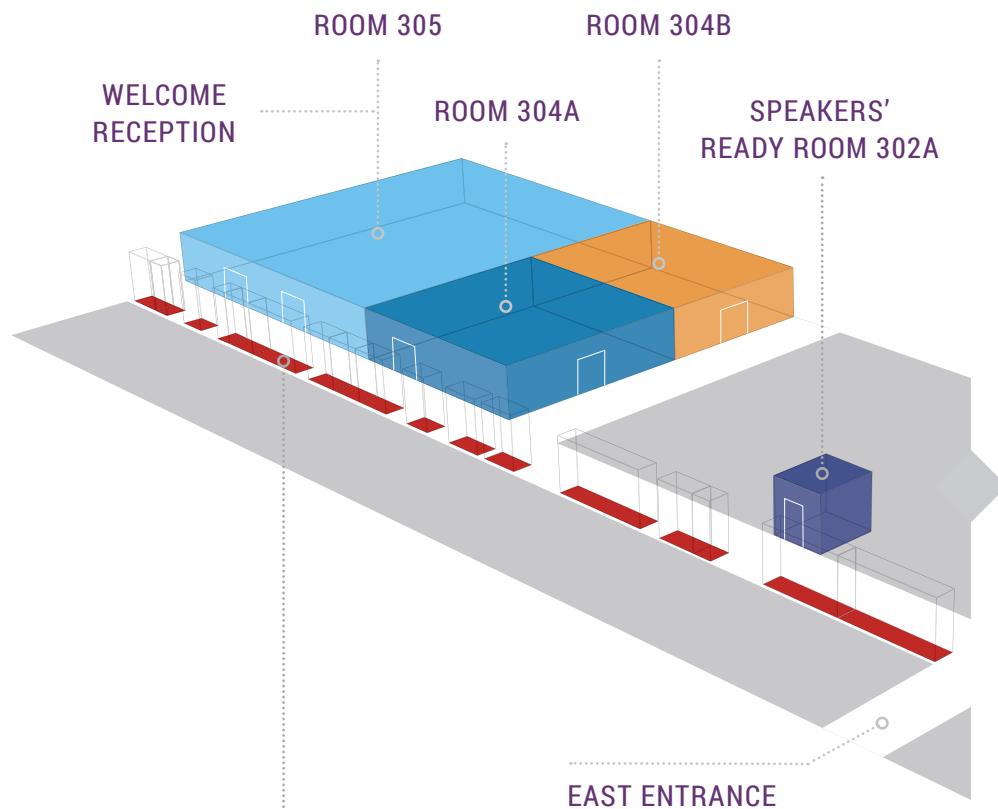
MEETING APP



Find the meeting APP by searching for "**IOIS 2019**" in your mobile phone store.

IOIS 2019 program
in your pocket

Download the IOIS 2019 App in the store.



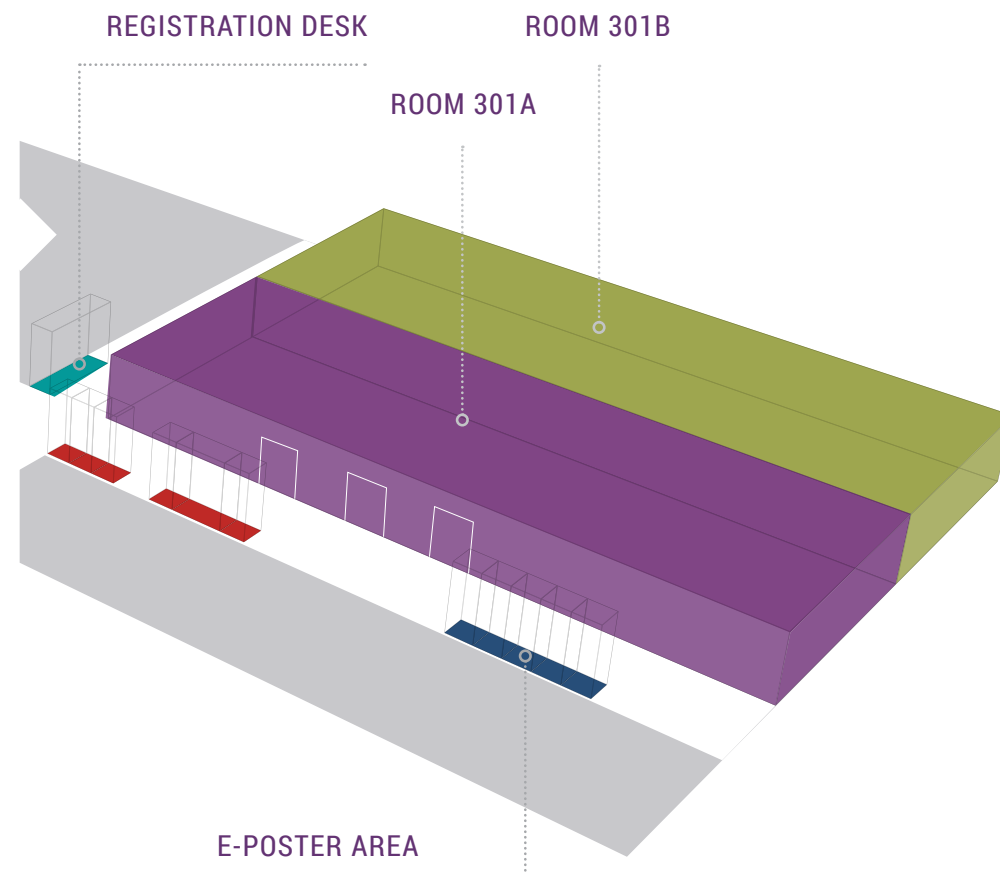
THE 2019 EXHIBITORS

23 Exhibitors waiting to tell you more about new developments in ophthalmology.
Full list of exhibitors available on page 12-13



Kaohsiung Exhibition Center - 3th Floor

No.39, Chenggong 2nd Road, Qianzhen Dist. Kaohsiung, Taiwan



IOIS 2019 SPONSORS



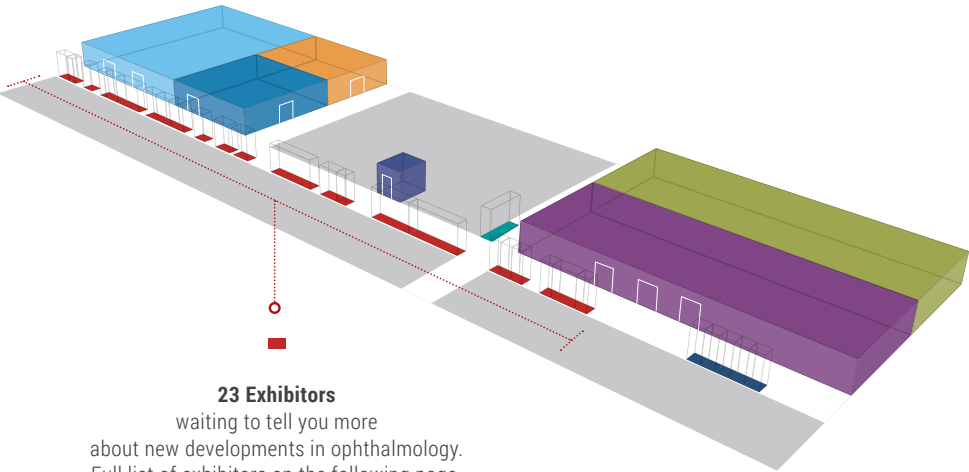
Seeing beyond



HYGEIANURSE BIO

EXHIBITION

FLOORPLAN



23 Exhibitors
waiting to tell you more
about new developments in ophthalmology.
Full list of exhibitors on the following page.

EXHIBITION DATE AND OPENING / CLOSING TIME

Nov. 13	Wednesday	12 am - 5 pm
Nov. 14	Thursday	08 am - 5 pm
Nov. 15	Friday	08 am - 5 pm
Nov. 16	Saturday	08 am - 5 pm

EXHIBITORS

EXHIBITORS BY ALPHABET	BOOTH NR #
Abbvie	17
Alcon	6
Alimera	21
Allergan	11
Johnson & Johnson VISION - AMO	12
Bausch & Lomb	7
Bayer	9
Carl Zeiss	13
Clinico	10
Eye Pharma	23
Hwa-In	18
Hygeianurse Bio	1
Kang-Cheng Medical Technology	4
Kowa	14
MedBest	5
MedImaging Integrated Solutions	2
Novartis	15
Orient Euro Pharma	16
Qiagen	22
Santen	8
Syn Core Bio	20
TLC	3
United Medical	19

IOIS COMMITTEE

SCIENTIFIC PROGRAM COMMITTEE - SPC

Chairman SPC	Russell Read, Alabama, USA
President IOIS	Bahram Bodaghi, Paris, France
General Secretary	Quan Dong Nguyen, Stanford, USA
Local Congress Organizer	Shwu-Jiuan Sheu, Kaohsiung, Taiwan
Committee Members	Annabelle Okada, Tokyo, Japan Daniel V Vasconcelos Santos, Belo Horizonte, Brasil Ilknur Tugal-Tutkun, Istanbul, Turkey Peter McCluskey, Sydney, Australia Vishali Gupta, Chandigarh, India Andrea Leonardi, Padova, Italy Chang Ho Yang, Taipei, Taiwan

EXECUTIVE BOARD

President IOIS	Bahram Bodaghi, France
General Secretary	Quan Dong Nguyen, USA
Treasurer	Talin Barisani, Austria
Chair of Intern. Council	Justine Smith, Australia
Past President	Narsing Rao, USA
EBC Members at large	Hiroshi Goto, Japan Lourdes Arellanes, Mexico Alfredo Adán, Spain

INTERNATIONAL COUNCIL

AFFILIATED MEMBERS

Austrian Uveitis Society	Talin Barisani
Bangladesh Uvea Society	Shah Bulbul Islam
Israel Uveitis Society	Zohar Habot-Wilner
Japanese Ocular Inflammation Society	Koh-Hei Sonoda
Korean Uveitis Society	Sung Chul Lee
Saudi Uveitis Society	Hassan Al Dhibi
Sociedad Española de Inflamación Ocular - SEIO	Alfredo Adán
Taiwan Uveitis Study Group	Shwu-Jiuan Sheu
Uveitis Society of India	Vishali Gupta
Uveitis Society of Thailand	Nattaporn Tesavibul

INDIVIDUAL MEMBERS PROPOSED BY IOIS EXECUTIVE BOARD PER OCULAR INFLAMMATION OR INFECTION SOCIETY

American Uveitis Society	Jennifer Thorne
Asia Pacific Intraocular Inflammation Study Group	Soon Phaik Chee
Australian and New Zealand Uveitis	Lyndell Lim
Brazilian Uveitis Society	Joao Lins
Canadian Uveitis Society	Larissa Derzko-Dzulynsky
Centro Mexicano de Enfermedades Inflamatorias Oculares	Luz E. Concha-del Rio
Dutch Uveitis Society	Joke de Boer
Eucornea	Jesper Hjortdal
Foster Ocular Immunology Society	Esen Akpek
Global Ocular Inflammation Workshops	Narsing Rao
Hellenic Society for the study of Intraocular Inflammations and Infections - HSSIOIS	Marilita Moschos
Indo-China Ocular Inflammation Study Group	Somsiri Sukavatcharin
International Uveitis Study Group	Manfred Zierhut
Iranian Uveitis Society	Massoud Soheilian
Philippine Ocular Inflammation Society	Vicente Victor Ocampo
Singapore Uveitis Study Group	Soon Phaik Chee
Sociedad Panamericana de Enfermedades Inflamatorias Oculares	Careen Lowder
Società Italiana Uveiti e Malattie Infiammatorie Oculari	Andrea Leonardi
Society for Ophthalmology-immuno-infectiology in Europe	Carl P Herborn
Swiss Uveitis Society	Konstantin Gugleta
Turkish Uveitis Society	Yilmaz Ozyazgan
Uveitis Society of China	Peizeng Yang
Uveitis Society of Indonesia	Fatma Asyari



Dr Phuc LEHOANG, MD, PhD

| IOIS 2019 AWARDS |

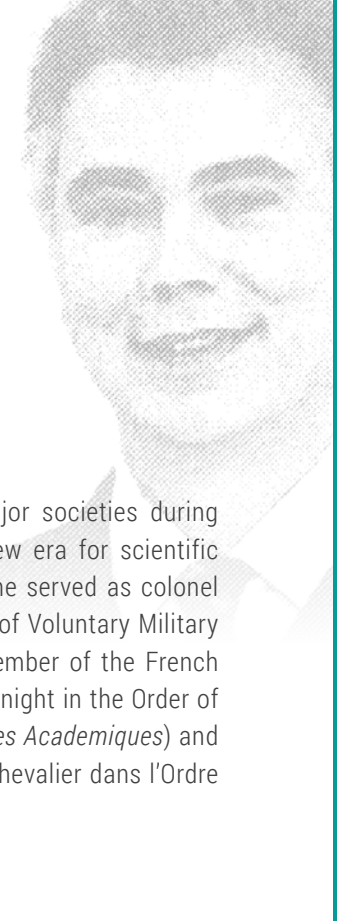
IOIS 2019 BenEzra Award

Dr Phuc LEHOANG, MD, PhD, is Honorary Professor of Ophthalmology at La Pitie-Salpetriere University Hospital, Sorbonne University, Paris (France). His ophthalmology residency in Paris was completed by a Master of Sciences in Biochemistry and an education at the Pasteur Institute leading to a degree of PhD in Immunology in 1979. He received his Doctor of Medicine degree at the Sorbonne University Medical School in 1981. He was appointed as Professor of Ophthalmology in 1985 and thereafter spent a sabbatical year as Visiting Scientist at the National Eye Institute (NIH, Bethesda, USA) where he had the privilege to work with Dr R.B. Nussenblatt, Dr F. Roberge, Dr R. Caspi and Dr C.C. Chan.

Dr LeHoang has co-authored over 300 articles in peer-reviewed literature as well as numerous book chapters and co-edited a textbook on Uveitis with Prof. Bahram Bodaghi. As an investigator on numerous projects dealing with research, medical and surgical management of ocular inflammation, he has established an effective school in that field.

He has participated in the organization of several international meetings, served as President of the International Ocular Inflammation Society from 2003 to 2011 (IOIS, founded by Prof. David BenEzra and Prof. Jorge Alio along with a group of 26 other ophthalmologists to which he belonged). With the help of his colleagues and friends from different continents,

Dr LeHoang gathered for the first time several major societies during the 2007 IOIS congress in Paris, thus starting a new era for scientific meetings devoted to ocular inflammation. Besides, he served as colonel (reserve) in the French army and received the Medal of Voluntary Military Services and the Medal of the National Defence. Member of the French National Academy of Surgery, he has been awarded knight in the Order of the Academic Palms (*Chevalier dans l'Ordre des Palmes Academiques*) and knight in the highest Order of the French Republic (*Chevalier dans l'Ordre de la Legion d'Honneur*).





Russell W Read MD PhD

| IOIS 2019 AWARDS |

IOIS 2019 Gold Medal Award

Russell W Read MD PhD received his undergraduate degree in Pharmacy in 1988 from Auburn University, Auburn, Alabama, USA. Following two years of hospital pharmacy practice, he entered medical school at the University of Alabama at Birmingham, graduating Magna Cum Laude in 1994. He did an ophthalmology residency at the University of Washington in Seattle followed by dual fellowships in Uveitis/Ocular Inflammatory Diseases and Ophthalmic Pathology at the Doheny Eye Institute / University of Southern California under Professors Narsing A Rao and Ronald E Smith. In 2000 he joined the faculty of the University of Alabama at Birmingham and has risen through the academic ranks to his current position as the Max and Lorayne Cooper Endowed Professorship in Ophthalmology Residency Education, Professor of Ophthalmology and Pathology, effective October 2012. He focuses his practice exclusively on all forms of uveitis and ocular inflammatory diseases and serves as the only uveitis specialist in the State of Alabama, with a patient catchment area that includes not only Alabama but also large parts of Mississippi, Tennessee, and the Florida Panhandle.


Interested in the mechanisms of uveitis development, Dr Read earned a PhD in Immunology from UAB while executing an NIH/NEI Career Development Award (K08), studying the role of complement activation and inhibition on experimental autoimmune uveitis.

Dr Read is been involved in multiple uveitis organizations, being a member of the International Ocular Inflammation Society since 2001 and serving as the Scientific Program Chair for the 2017 and 2019 Congresses.

A member of the American Uveitis Society since 2000, Dr Read has served as Webmaster from 2001 to the present, during which time he created the AUS Discussion Group, a uveitis listserv for uveitis specialists to exchange ideas and discuss cases. Dr Read has served as the AUS Executive Secretary from 2007 to present.

Dedicated to education, he has served as the UAB Residency Program Director since 2008. Dr Read has participated in multiple American Academy of Ophthalmology activities since 1998, initially in multiple instruction courses and subsequently serving on a variety of committees, including the Uveitis Ophthalmic Knowledge Base / Practicing Ophthalmologists Curriculum Committee (member from 2003 to 2008, Vice-Chair from 2008 to 2013 and Chair from 2014 to the present); Uveitis Specialty Interest Topics Committee; Basic and Clinical Science Course, Section 9, Intraocular Inflammation and Uveitis Committee (member from 2009 to 2015, Chair from 2011 to 2015); as a speaker at the AAO Uveitis Subspecialty Day every offering, culminating as Chair for 2014 and 2016; as a panelist for the Uveitis Academy Café every year from 2012 to 2016; and as an instructor of the AAO Maintenance of Certification Review Course for the Uveitis Section in 2007 and from 2011 to 2016. He has served as the Councilor for the American Uveitis Society since 2016 and as Chair of the Council Credentials Committee for 2017. He has received the AAO's Secretariat Award twice, once in 2015 and again in 2019; the Senior Achievement Award in 2013 and the Achievement Award in 2006.

Find relevant content fast
karger.com/ophthalmology



Ophthalmology



SCIENTIFIC PROGRAM

• WEDNESDAY OVERVIEW	23
Pre-Congress Course	24-25
Scientific Sessions	26-34
Welcome Reception	35
• THURSDAY OVERVIEW	36-37
Opening Ceremony	38
Presidents' Symposium	38
Scientific Sessions	39-50
• FRIDAY OVERVIEW	52-53
Scientific Sessions	54-70
Congress Gala Dinner	71
• SATURDAY OVERVIEW	72-73
Scientific Sessions	74-92
• E-Posters	93-106
• Industry Sponsored Symposia	108-115

Wednesday Overview

time from to		see pg
08:30 17:00	Pre-Congress Course on Uveitis: Managing Uveitis in the 21 st Century: Are You Prepared for the Challenges?	24
14:00 15:15	Free Paper Session I: Diagnosis and Monitoring	26
14:00 15:15	IOIS Section - Dry Eye: A multifaceted ocular surface disease	27
14:00 15:15	Korean Uveitis Society: A synopsis of endogenous endophthalmitis	28
15:20 16:35	Free Paper Session II: Epidemiology	29
15:20 16:35	IOIS Section: Endophthalmitis and Other Ocular Infections	30
15:20 16:35	IOIS Section: Management of Uveitic Cataracts	31
BREAK		
17:10 18:25	Free Paper Session III: Infectious Disease I	32
17:10 18:25	Canadian Uveitis Society: Retinal vasculitis	33
17:10 18:25	Japanese Ocular Inflammation Society: Uveitis classification criteria and big data analysis	34
18:30 20:00	Welcome Reception	35

#123 Electronic Posters
on display during the whole congress in the E-Poster Area

Full list of E-Posters on page 93-106

WEDNESDAY
08:00 - 16:20
ROOM 301B

| PRE-CONGRESS COURSE ON UVEITIS |

Managing Uveitis in the 21st Century: Are You Prepared for the Challenges?

Course Directors: Quan Dong Nguyen (USA) and Carlos Pavesio (UK)

ADVANCES IN THE DIAGNOSIS AND MANAGEMENT OF ANTERIOR SEGMENT INFLAMMATION

Moderators: Uwe PLEYER, Soon-Phaik CHEE

- 08:30 Introduction and Overview
- 08:45 How Far Have We Come in Managing Ocular Cicatricial Pemphigoid?
- 09:00 The Broad Spectrum of Application of Optical Coherence Tomography Angiography to the Anterior Segment of the Eye in Inflammatory Conditions
- 09:15 The Challenges of Managing Scleritis
- 09:30 Corneal Melts: Medical and Surgical Approach to Avoid Disasters
- 09:45 Viral Anterior Uveitis: How Are We Diagnosing and Managing It?

10:00 Break

ADVANCES IN OCULAR IMAGING AND DRUG DELIVERY FOR UVEITIS

Moderators: Vishali GUPTA, Paul YANG

- 10:30 Gene Therapy for Retinal Degeneration and Uveitis
- 10:45 Advances in Automated Vitreous Haze Grading: Where Are We Now?
- 11:00 Employing Choroidal Vascularity Index in Managing Uveitic Entities
- 11:15 Advances in Flaremetry and Modified Flare Grading
- 11:30 Lessons Learned from OCT Angiography and Quantitative Wide Field Angiography in Uveitis
- 11:45 Advances in Surgical Therapy for Uveitis
- 12:00 Advances in Drug Delivery for Uveitis

12:15 Lunch

ADVANCES IN THE DIAGNOSIS AND MANAGEMENT OF POSTERIOR SEGMENT INFLAMMATION

Moderators: Hyeon Gon YU, Quan Dong NGUYEN

- 13:30 Updates on the Current Understanding and Management of Vogt-Koyanagi-Harada Disease
- 13:45 Intraocular Lymphoma and Other Masquerading Posterior Uveitis
- 14:00 Retinopathy and Choroidopathy Associated with Sarcoidosis
- 14:15 New Insights in the Management of Multifocal Choroiditis: PIC, MCP, and Beyond
- 14:30 Latest Clinical Pearls in the Management of Birdshot Retinochoroidopathy
- 14:45 New Insights in the Management of Herpetic Retinitis

15:00 Break

COMMON OCULAR AND SYSTEMIC DISORDERS ASSOCIATED WITH OCULAR INFLAMMATION

Moderators: Peter MCCLUSKEY, Carlos Eduardo PAVESIO

- 15:30 Retinal Vasculitis: How to Approach the Diagnosis and Management
- 15:45 Parasitic Uveitis: A Global Problem
- 16:00 Ocular Tuberculosis: What Have We Learnt from COTS and Where Are We Going?
- 16:15 Uveitis in the Immunosuppressed
- 16:30 Orbital Inflammatory Disease: Still a Challenge
- 16:45 Optic Nerve Inflammatory Disease: The Progress We Have Made

17:00 Adjourn by Quan Dong Nguyen (USA) and Carlos Pavesio (UK)

WEDNESDAY
14:00 - 15:15
ROOM 304A

| FREE PAPERS |

DIAGNOSIS AND MONITORING

Moderators: Francesco PICHI, Hsi-Kung KUO

- 14:00 **A Swept-Source Optical Coherence Tomography Angiography Study Of Choroidal Granulomas**
PICI F, NERI P, INVERNIZZI A
- 14:10 **Vertical Hyperreflective Lesions. An OCT Finding In Vitreoretinal Lymphoma**
DEÁK GG, JAMPOL LM, GOLDSTEIN DA
- 14:20 **Objective Evaluation Of The Intraocular Inflammation Using Swept-Source Optical Coherence Tomography**
SAINZ DE LA MAZA M, SERRANO A, ESQUINAS C, MONTASELL A, GASCON J, MESQUIDA M, ADAN A, LLORENS V
- 14:30 **Anterior Segment Optical Coherence Tomography: A Non-Invasive Reliable Tool In Evaluating Therapeutic response**
MURTHY S I, LOOMBA A, RANJAN R
- 14:40 **Ultrasound Biomicroscopy As A Tool In The Management Of Uveitic Complicated Cataracts**
PRADEEP S, SUSVAR P, GANESH SK
- 14:50 **Comparison Of Morphological Pattern Of Uveitic Macular Edema And Diabetic Macular Edema On SS OCT**
GEORGE A, PRASAD J
- 15:00 **Clinicopathological, Immunohistochemistry And Molecular Biologic Correlation In Uveitis & Scleritis**
BISWAS J, DAS D, JANANI M K, PATNAIK G, KRISHNAKUMAR S

WEDNESDAY
14:00 - 15:15
ROOM 304B

| IOIS SECTION: DRY EYE |

DRY EYE: A MULTIFACETED OCULAR SURFACE DISEASE

Moderators: Esen AKPEK, Christophe BAUDOUIN

- 14:00 **Inflammatory Mechanisms In Dry Eye**
LEONARDI A
- 14:12 **Dry Eye Disease: The Quest For Biomarkers**
BAUDOUIN C
- 14:24 **Neuropathic Corneal Pain**
HAMRAH P
- 14:36 **What Do iPSCs, Nano-Medicine, 3D Printing, And Artificial Intelligence Have To Do With Management Of Dry Eye Disease?**
YIU S
- 14:48 **Corneal Staining As A Single Clinically Meaningful Outcome Measure In Dry Eye**
AKPEK E

WEDNESDAY
14:00 - 15:15
ROOM 301A

| KOREAN UVEITIS SOCIETY |

A synopsis of endogenous endophthalmitis

Moderator: Sung Chul LEE

- 14:00 **Overview of Endogenous Endophthalmitis:
Introduction and Background**
LEE S
- 14:12 **Overview of Endogenous Endophthalmitis:
Pathogenesis and Pathology**
LEE BR
- 14:24 **Clinical Characteristics of Endogenous Endophthalmitis:
Endogenous Fungal Endophthalmitis**
YU HG
- 14:36 **Clinical Characteristics of Endogenous Endophthalmitis:
Endogenous Bacterial Endophthalmitis**
LEE CS
- 14:48 **Management of Endogenous Endophthalmitis:
Differential Diagnosis and Treatment**
HAM DI
- 15:00 **Management of Endogenous Endophthalmitis:
Complications and Prognosis**
SHIN JY

WEDNESDAY
15:20 - 16:35
ROOM 304A

| FREE PAPERS |

Epidemiology

Moderators: Brian TOY, Ching-Yao TSAI

- 15:20 **Measuring Incidence and Prevalence of Uveitis and Scleritis in a
National Medical Claims Database**
TOY B, AMIN S, ZHANG Y, IPAPO K, RAO N, SEABURY S
- 15:30 **Risk Factors for Cystoid Macular Edema in Children with Uveitis**
BERLINER O, FRILLING R, KSAB A, EIGER M, NETZER OT, KRAMER M
- 15:40 **Ocular Sarcoidosis in Taiwan - a long-term multi-center retrospective
study**
KAO TE, CHANG YC, LIU PK, HWANG YS, CHAN WC, CHIANG WY, LEE YC, TSAI ML,
LIN CJ, CHEN HF
- 15:50 **Prospective evaluation of anterior uveitis: epidemiology and clinical
features: a primitive report**
CHIANG WY, CHEN SC, SHEU SJ, KUO HK
- 16:00 **Epidemiology and Predictors of Mortality in AIDS Patients with
Cytomegalovirus Retinitis**
THNG ZX, TEOH SCB, AGRAWAL R
- 16:10 **Changing Uveitis Pattern in A Tertiary Institution in Northern of
Thailand over 10 years**
APIVATTHAKAKUL A, PATHANAPITOON K, KUNAVISARUT P, ROTHOVA A
- 16:20 **Pediatric uveitis in Turkey: The National Registry Report II**
YALÇINDAG N, OZDAL P, OZYAZGAN Y, BATIOGLU F, TUGAL-TUTKUN I

WEDNESDAY
15:20 - 16:35
ROOM 304B

| IOIS SECTION: ENDOPHTHALMITIS AND OTHER OCULAR INFECTIONS |

Updates in infectious and non-infectious endophthalmitis

Moderators: Narsing RAO, Timothy LAI

- 15:20 **Overview of infectious and non-infectious endophthalmitis**
RAO N
- 15:32 **Endogenous bacterial and fungal endophthalmitis**
OKHRAVI N
- 15:44 **Prophylaxis of endophthalmitis in intraocular surgery and drug delivery**
LAI T
- 15:56 **Molecular techniques in supporting clinical diagnosis of infectious endophthalmitis**
DOAN T
- 16:08 **Surgical management of Infectious endophthalmitis**
YANG CM
- 16:20 **Evolving and parasitic endophthalmitis and their management**
DAS D

WEDNESDAY
15:20 - 16:35
ROOM 301A

| IOIS SECTION MANAGEMENT OF UVEITIC CATARACTS |

Management of Uveitis Complications

Moderators: Annabelle OKADA, Russell READ

- 15:20 **Risk of cataract in ocular inflammatory diseases**
KEMPEN J
- 15:35 **Preoperative Approach to the Uveitic Cataract**
KEINO H
- 15:50 **Is there still a question about IOL choice in uveitic cataract?**
CHEE SP
- 16:05 **Approach to the Small Pupil and other Intraoperative Considerations**
READ R
- 16:20 **Pediatric Uveitic Cataract**
LOWDER C

WEDNESDAY
17:10 - 18:25
ROOM 304A

| FREE PAPER SESSION |

Infectious Disease I

Moderators: Mamta AGARWAL, De-Kuang HWANG

- 17:10 **Postoperative Mycobacteroides abscessus endophthalmitis**
HUNG JH, KO WC, CHEN PL, HUANG EJC
- 17:20 **Ocular toxoplasmosis in Taiwan: a long-term multicenter retrospective study**
LAI YJ, CHAN WC
- 17:30 **Consensus Guidelines for Initiating Anti-Tubercular Therapy in Tubercular Choroiditis**
TESTI I, AGRAWAL R, MAHAJAN S, AGARWAL A, KEMPEN JH, DOUGLAS AJ, SMITH JR, NGUYEN QD, PAVESIO C, GUPTA V
- 17:40 **Mycobacterial seeding of eye from extrapulmonary organs in a zebrafish model of ocular TB**
BASU S, DAMERA SK, MITRA S
- 17:50 **Intraocular Tuberculosis in Taiwan, a Long-Term Multicenter Retrospective Study**
LIN CJ, HSIA NY
- 18:00 **Standardization of nomenclature for ocular tuberculosis**
AGRAWAL R, AGARWAL A, JABS D, TESTI I, MAHAJAN S, KEE AERA, MCCLUSKEY P, KEMPEN J, NGUYEN QD, GUPTA V
- 18:10 **Infectious scleritis – Case series in Indian population**
AGARWAL M, BISWAS J

WEDNESDAY
17:10 - 18:25
ROOM 304B

| Canadian Uveitis Society |

Retinal Vasculitis

Moderator: Eric FORTIN

- 17:10 **Investigating vasculitis - what is relevant and when?**
DE SMET MD
- 17:22 **Infectious vs. non-infectious vasculitis**
GOLDSTEIN D
- 17:34 **Review of clinical and imaging findings of Susac syndrome**
VADBONCOEUR J
- 17:46 **Update on IRVAN**
FORTIN E
- 17:58 **Lyme disease related retinal vasculitis**
KHAN Z
- 18:10 **Treatment of retinal vasculitis**
KAPLAN A

WEDNESDAY
17:10 - 18:25
ROOM 301A

| JAPANESE OCULAR INFLAMMATION SOCIETY |

Uveitis classification criteria and big data analysis

Moderators: Hiroshi GOTO, Annabelle OKADA

- 17:10 **A nation-wide survey of acute retinal necrosis in Japan**
TAKASE H
- 17:25 **International revised criteria for the diagnosis of ocular sarcoidosis and its validation**
MOCHIZUKI M
- 17:40 **SUN update: Why classification criteria are needed in big data analyses**
THORNE J
- 17:55 **Big data options for answering questions in ocular inflammatory diseases; Where they fit in the cycle of investigation**
KEMPEN J
- 18:10 **Analysis of uveitis using nationwide database in Taiwan**
HWANG DK

Welcome Reception

After the first day, with an Uveitis course and the first scientific sessions, come and join the Congress' Welcome Reception.

The Congress' Welcome Reception gives delegates the opportunity to connect with colleagues in a casual setting. Mix and mingle with a diverse and international crowd to get involved and inspired in one not-to-be-missed event.

DATE Wednesday 13 November 2019
TIME 18:30 - 20:00
WHERE Room 305

Everyone Welcome

Thursday Overview

time from to		see pg
08:30 09:15	Opening Ceremony	38
09:15 10:30	President's Symposium	38
BREAK		
11:00 12:15	Free Paper Session IV: Infectious Disease II	39
11:00 12:15	Sociedad Española de Inflamación Ocular (SEIOC): Herpetic Uveitis	40
11:00 12:15	IOIS Section Imaging in uveitis: Integrating new imaging modalities into daily practice	41
12:20 13:20	LUNCH BREAK with Industry Sponsored Symposium	111
13:30 14:45	Free Paper Session V: Treatment	42
13:30 14:45	IOIS Section: Epidemiology and Clinical Trials in Ocular Inflammation	43
13:30 14:45	Taiwan Uveitis Study Group: The eye is the window of body. From ocular manifestation to systemic diseases	44
14:50 16:05	Free Paper Session VI: Immunology	45

time from to		see pg
14:50 16:05	Centro Mexicano de Enfermedades Inflammatorias Oculares: Update in rheumatologic diseases and their ocular manifestations	46
14:50 16:05	American Uveitis Society: Intermediate uveitis: Presentation, probing, prescription & prognosis	47
BREAK		
16:35 17:50	Free Paper Session VII: Potpourri	48
16:35 17:50	IUSG: New thinking, new possibilities	49
16:35 17:50	Society for Ophthalmology-Immunoinfectiology in Europe (SOIE): The era of therapy fine-tuning in uveitis	50

#123 Electronic Posters
on display during the whole congress in the E-Poster Area

Full list of E-Posters on page 93-106

THURSDAY
08:00 - 10:30
ROOM 301A

| OPENING CEREMONY |

Opening Ceremony

Moderators: Shwu-Jiuan SHEU, Justine SMITH

- 08.30 **Welcome from TRS President**
- 08.35 **Welcome from IOIS President**
- 08.40 **Introduction of Gold Medal Recipient**
- 08.45 **Comments by Gold Medal Recipient**
- 08.50 **Presentation of Gold Medal**
- 08.55 **Introduction of IOIS BenEzra Lecture**
- 09:00 **Presentation of IOIS BenEzra Award**

- 09.05 **Minister of Health and Welfare's address**
CHI-KUNG HO, M.D.,M.P.H., DEPUTY MINISTER, TAIPEI, TAIWAN

President's Symposium: Ocular inflammatory and infectious diseases : State-of-the-art 2020

Moderators: Bahram BODAGHI, Shih-Jen CHEN

- 09:15 Dry eye and systemic disease
AKPEK E
- 09:28 Immune privilege in corneal transplantation
HORI J
- 09:41 Management of scleritis in the biologics era : an update
MCCLUSKEY PJ
- 09:54 Pediatric uveitis : are there still hurdles to overcome ?
DAVIS J
- 10:07 Ocular manifestations of mosquito-transmitted viruses
KHAIRALLAH M
- 10:20 Towards an improvement of diagnostic procedures in patients with primary vitreoretinal lymphoma
ZIERHUT M

THURSDAY
11:00 - 12:15
ROOM 304A

| FREE PAPER SESSION |

Infectious Disease II

Moderators: Steven YEH, Yun-Hsiang CHANG

- 11:00 **Retinal Vasculitis and Posterior Pole Hypopyon in Exogenous Bacterial Endophthalmitis**
CHEN KJ, CHEN YP
- 11:10 **Uveitis attributed to Spirochaetes**
KALOGEROPOULOS D, ASPROUDIS I, STEFANIOTOU M, MOSCHOS M, BASSUKAS I, MILIONIS H, GAITANIS G, ZAFEIROPOULOS P, GARTZONIKA C, KALOGEROPOULOS C
- 11:20 **Ocular syphilis in HIV/AIDS patients in India**
SRIDHARAN S, MENIA N, TYAGI M, BISWAS J, THERESE L
- 11:30 **Virus-associated anterior uveitis and secondary glaucoma**
POHLMANN D, PAHLITZSCH M, WINTERHALTER S, PLEYER U
- 11:40 **Ocular syphilis and the trend of syphilis in Taiwan. A Long-term multicenter retrospective study**
 TSAI ML
- 11:50 **The Course of Citomegalovirus Retinitis in Patients with Hematological Disorders**
SANCHEZ JM, BRICHOVA M, HAVLIKOVA A, SVOZÍLKOVÁ P, HEISSIGEROVA J, AMER R
- 12:00 **(EVICT) Study: Outcomes, Laboratory Analysis, and Vision Quality of Life (VRQoL) in Ebola Survivors**
SHANTHA J, TARABORELLI D, SUGAR E, YEH S

THURSDAY
11:00 - 12:15
ROOM 304B

| SOCIEDAD ESPAÑOLA DE INFLAMACIÓN OCULAR (SEIOC) |

Herpetic Uveitis

Moderators: Maite SAINZ DE LA MAZA, Ester CARREÑO

- 11:00 **Clinical features of herpetic anterior uveitis**
SAINZ DE LA MAZA M
- 11:12 **Polimerase chain reaction in herpetic anterior uveitis**
KUO HK
- 11:24 **Therapy for cytomegalovirus anterior uveitis**
CHEE SP
- 11:36 **Update on herpes zoster vaccination**
ACHARYA N
- 11:48 **Clinical features of necrotizing herpetic retinitis**
MISEROCCHI E
- 12:00 **Therapy for necrotizing herpetic retinitis**
CARREÑO E

THURSDAY
11:00 - 12:15
ROOM 301A

| IOIS SECTION: IMAGING IN UVEITIS |

Integrating new imaging modalities into daily practice

Moderators: Carl HERBORT, Moncef KHAIRALLAH

- 11:00 **OCTA and retinal vasculitis**
KHAIRALLAH M
- 11:12 **Automated imaging of ocular inflammation from front to back**
PICI F
- 11:24 **OCT imaging of the retina and the choroid in uveitis and related diseases**
OKADA A
- 11:36 **Wide-field fluorescein angiography findings in ANCA-positive scleritis**
CONCHA DEL RIO LE
- 11:48 **Quantitative imaging methods for posterior uveitis:EDI-OCT Versus FA/ICG angiography versus SUN vitreous haze in stromal choroiditis (VKH & Birdshot retinochoroiditis)**
HERBORT CP
- 12:00 **Identification of underlying inflammation in VKH disease with sunset glow fundus, using ICGA, EDI-OCT Imaging and laser flare photometry**
TAKEUCHI M

THURSDAY
13:30 - 14:45
ROOM 304A

| FREE PAPER SESSION |

Treatment

Moderators: Meghan BERKENSTOCK, Shu-Chun KUO

- 13:30 **3-Year Posterior Non-infectious Uveitis Treatment with an Injectable Fluocinolone Acetonide Implant**
JAFJE GJ, PAVESIO CE
- 13:40 **Suprachoroidal CLS-TA for Macular Edema in Noninfectious Uveitis: Phase 3 PEACHTREE Study Results**
YEH S, PEACHTREE STUDY INVESTIGATORS
- 13:50 **Injectable 0.19-mg FAc implant for the treatment of non-infectious uveitic macular edema**
KHORAMNIA R, WEBER L, SCHEUERLE A, TANDOGAN T, MAYER C, MARX S, AUFFARTH G
- 14:00 **Ozurdex in Active Intermediate & Posterior Uveitis Needing Immunosuppression**
BERKENSTOCK M, MIR T, BURKHOLDER B, THORNE J
- 14:10 **Subconjunctival Triamcinolone Injection for Infectious Necrotizing Scleritis**
PALEY GL, EL SAYYAD F, HUANG JW
- 14:20 **Long-term effectiveness and safety of Biologic Therapy in Behçet's uveitis: our experience**
DE SIMONE L, MASTROFILIPPO V, MARVISI C, BOLLETTA E, GOZZI F, SALVARANI C, CIMINO L
- 14:30 **Efficacy of infliximab and adalimumab for macular edema associated with uveitis**
KUNIMI K, USUI Y, TSUBOTA K, GOTO H

THURSDAY
13:30 - 14:45
ROOM 304B

| IOIS SECTION : EPIDEMIOLOGY AND CLINICAL TRIALS IN OCULAR INFLAMMATION |

Epidemiology and Clinical Trials in Ocular Inflammation

Moderators: Nisha ACHARYA, John KEMPEN

- 13:30 **Risk of mortality with immunosuppressive drugs given to ocular inflammation patients: Primary mortality results of the SITE 1-2 Cohort study**
KEMPEN J
- 13:45 **Lessons learned from the first-line antimetabolites for steroid-sparing treatment trial**
ACHARYA N
- 14:00 **How pediatric clinical trials have improved the therapeutic management of JIA-associated uveitis?**
BODAGHI B
- 14:15 **What we have learned about uveitic macular edema from the MUST and META-MUST trials**
THORNE J
- 14:30 **New local therapies for uveitis**
YEH S

THURSDAY
13:30 - 14:45
ROOM 301A

| TAIWAN UVEITIS STUDY GROUP |

The eye is the window of body From ocular manifestation to systemic diseases

Moderators: Shwu-Jiuan SHEU, Chang-Hao YANG

- 13:30 **Non-infectious uveitis associated with systemic diseases**
YU HG
- 13:42 **Non-infectious anterior uveitis**
CHANG YC
- 13:54 **Endogenous endophthalmitis as a presentation of systemic infection**
HWANG DK
- 14:06 **Ocular manifestation of viral, spirochetal, and parasitic uveitis**
CHEN SC
- 14:18 **Primary CNS and intraocular lymphoma:
Pearls for early diagnosis from ocular manifestations**
LIN CP
- 14:30 **Clinical manifestations of uveitis with systemic rheumatic disease**
HWANG YS

THURSDAY
14:50 - 16:05
ROOM 304A

| FREE PAPER SESSION |

Immunology

Moderators: Ahmed ABU EL-ASRAR, Po-Ting YEH

- 14:50 **Lymphocyte subsets and immune check point receptors after interferon alpha: preliminary findings**
ESEN F, TURKYILMAZ O, AYKUT V, DENIZ G, OGUZ H, DIRESKENELI H, AKTAS CETIN E
- 15:00 **Effects of VLA-4 Integrin Inhibitor on Leucocyte Subset Migration in Experimental Autoimmune Uveitis**
CHEN YH, ESKANDARPOUR M, LIGHTMAN SUE, CALDER V
- 15:10 **Analysis of CD4 T cells in granulomatous uveitis (GU) with single-cell RNA sequencing (scRNAseq)**
PALEY M, HASSMAN L, ESAULOVA E, PALEY G, ARYTOMOV M, YOKOYAMA W
- 15:20 **Inflammatory molecules in aqueous humor of children with endogenous uveitis**
DENISOVA E, BALATSKAYA N, KULIKOVA I, KATARGINA L, IBAID B.N.
- 15:30 **Differential CXC and CX3C chemokine expression profiles in aqueous humor of patients with specific endogenous uveitic entities**
ABU EL-ASRAR A
- 15:40 **Cytokine patterns of aqueous humor in neovascular age-related macular degeneration eyes with onset of geographic atrophy under aflibercept treatment**
SATO T, TAKEUCHI M, KARASAWA Y, ENOKI T
- 15:50 **Killer cell Immunoglobulin-like Receptors and ligands in patients with CMV-Anterior Uveitis**
YAWATA N, SIAK J, CHEE SP, KAWANO Y, YAWATA M, SONODA KH

THURSDAY
14:50 - 16:05
ROOM 304B

| CENTRO MEXICANO DE ENFERMEDADES INFLAMATORIAS OCULARES |

Update in rheumatologic diseases and their ocular manifestations

Moderator: Luz Elena CONCHA DEL RIO

- 14:50 **Introduction**
UNZUETA JA
- 15:00 **Ocular manifestations and quality of life in patients with Primary Sjögren Syndrome**
CONCHA DEL RIO LE
- 15:10 **Clinical significance of ocular and otorhinolaryngological manifestations in granulomatosis with polyangiitis**
RECILLAS GISPERT C
- 15:20 **Trimestral and meteorological variations in associated-HLA-B27 and idiopathic acute anterior uveitis**
VOORDUIN RAMOS S
- 15:30 **Update on risk factors and visual outcome of secondary glaucoma in juvenile idiopathic arthritis-associated uveitis**
ALVAREZ C
- 15:40 **OCT-A findings in patients with Systemic Lupus Erythematosus**
GARZA LEON M
- 15:50 **Round table**

THURSDAY
14:50 - 16:05
ROOM 301A

| AMERICAN UVEITIS SOCIETY |

Intermediate uveitis: Presentation, probing, prescription & prognosis

Moderators: Jennifer THORNE, Justine SMITH

- 14:50 **Clinical Features of Intermediate Uveitis: symptoms, signs and classification**
LOBO AM
- 15:02 **The places you'll go with intermediate uveitis: sometimes it's more than just the vitreous**
GONZALES J
- 15:14 **Local therapy for intermediate uveitis: when, why, how?**
GOLDSTEIN D
- 15:26 **Systemic treatment for intermediate uveitis**
KEMPEN JH
- 15:38 **Surgery for intermediate uveitis**
DAVIS JL
- 15:50 **Outcomes of intermediate uveitis**
THORNE JE

THURSDAY
16:35 - 17:50
ROOM 304A

| FREE PAPER SESSION |

Potpourri

Moderators: Caroline VASSENEIX

- 16:35 **Biological therapy in Juvenile Idiopathic Arthritis(JIA)-associated uveitis cataract surgery**
BOLLETTA E, MASTROFILIPPO V, DE SIMONE L, GOZZI F, CIMINO L
- 16:45 **Determining aqueous humor immune mediators of intraocular diseases by artificial intelligence**
USUI Y, NEZU N, TSUBOTA K, GOTO H
- 16:55 **Evidence for Gut-Eye Axis in Acute Anterior Uveitis**
HUANG J, MITCHELL C, SCHLEISMAN M, WATSON L, ROSENBAUM J, ASQUITH M
- 17:05 **Vernal Keratoconjunctivitis in HIV patients- An immune switch**
AGARWAL S, SRINIVASAN B, IYER G
- 17:15 **Characterization of Glaucoma in Vogt-Koyanagi-Harada Disease**
ALVAREZ C, RODRIGUEZ-GARCIA A
- 17:25 **Occlusive Retinal Vasculitis in Sydney: 71 eyes of 42 patients**
ALI NQ, ZAGORA S, MCCLUSKEY P
- 17:35 **Visual outcomes of scleritis-associated intraocular inflammation compared to isolated scleritis**
VASSENEIX C, WARD L, YEH S

THURSDAY
16:35 - 17:50
ROOM 304B

| IUSG AND IOIS SESSION |

IUSG: New thinking, new possibilities

Moderators: Manfred ZIERHUT, Vishali GUPTA

- 16:35 **The spectrum of non-infectious granulomatous Uveitis**
SMITH J
- 16:47 **Check point inhibitors induced uveitis**
SOBRIN L
- 16:59 **Novel concepts in uveitis treatment**
DAVIS J
- 17:11 **HLA B27 typical anterior uveitis, a clinically defined disorder**
ZIERHUT M
- 17:23 **Imaging biomarkers predicting disease progression**
MAHENDRADAS P
- 17:35 **Systemic testing : what makes sense in today's day and age**
DE SMET MD

THURSDAY
16:35 - 17:50
ROOM 301A

| SOCIETY FOR OPHTHALMO-IMMUNOINFECTIOLOGY IN EUROPE – SOIE |

The era of therapy fine-tuning in uveitis

Moderators: Ilknur TUGAL-TUTKUN, Carl HERBORT

- 16:35 **Combined swept source OCT and OCT angiography for the diagnosis and management of inflammatory choroidal neovascularisation**
KHAIRALLAH M
- 16:47 **Tailoring biologic therapy in non infectious Uveitis: poetry in motion**
NERI P
- 16:59 **It takes more than counting the anterior chamber cells to monitor therapy in children with chronic anterior uveitis**
TUGAL-TUTKUN I
- 17:11 **Monitoring therapy in infectious uveitis**
CURI A
- 17:23 **Progress in fine-tuning of therapy in choroiditis**
HERBORT CP
- 17:35 **Electroretinogram monitoring in uveitis management**
MARUYAMA K



Friday Overview

time	from to		see pg
IOIS General Assembly - 08:00 - 09:00 - Room 301A Only members in good standing are allowed to attend			
09:05 10:20	Free Paper Session VIII: Rapid Fire: The Best of the Posters	54	
09:05 10:20	Hellenic Society for the Study of Intraocular Inflammation and Infections (HSOI): Uveitic glaucoma	56	
09:05 10:20	IOIS Section: Diabetes and Nonuveitic Ocular Inflammation	57	
BREAK			
10:50 12:05	Brazilian Uveitis Society: How to face our current infectious Uveitis?	58	
10:50 12:05	Australian and New Zealand Uveitis SIG: Sexually transmitted uveitis	59	
10:50 12:05	IOIS Section Infectious uveitis: Infective versus non-infective uveitis: Pearls and pitfalls	60	
12:15 13:15	LUNCH BREAK with Industry Sponsored Symposium	112	
13:20 14:35	IOIS Section: Orbital Inflammation and Infection	61	
13:20 14:35	Saudi Uveitis Society: Infectious and non-infectious Uveitis Macular Edema (UME)	62	
13:20 14:35	IOIS Section Non-infectious Uveitis: Non-Infectious Intermediate, Posterior, and Panuveitis: Focus on retinal vascular inflammation	63	

time	from to		see pg
14:40 15:55	Uveitis Society of Indonesia and Iranian Uveitis Society: Ocular Toxoplasmosis	64	
14:40 15:55	Singapore Uveitis Study Group: Masquerades - More than meets the eye	65	
14:40 15:55	Israel Uveitis Society: Ocular imaging in the diagnosis of uveitis and inflammatory eye disease	66	
BREAK			
16:30 17:45	IOIS Section Scleritis: A clinical approach to scleritis	67	
16:30 17:45	IOIS Section Ocular Immunology and Immunopathology: New science concepts that are relevant to current or future care of patients with intraocular inflammation	68	
16:30 17:45	Sociedad Panamericana de Enfermedades Inflammatorias Oculares: Multimodal imaging in the diagnosis and follow up of uveitis – A case based approach	69	
19:00	Congress Dinner – <i>only for registered persons to dinner</i>	70-71	

#123 Electronic Posters
on display during the whole congress in the E-Poster Area

Full list of E-Posters on page 93-106

FRIDAY
09:05 - 10:20
ROOM 304A

FRIDAY
09:05 - 10:20
ROOM 304A

| FREE PAPER SESSION |

Rapid Fire: The Best of the Posters

Moderators: Somasheila MURTHY, Sudharshan SRIDHARAN, Chi-Hsien PENG

- 101** 09:05 **Diagnostic probability of cell block preparations in vitreoretinal lymphoma**
KASE S, NAMBA K, IWATA D, MIZUUCHI K, KITAICHI N, ISHIDA S
- 102** 09:09 **Safety and factors of efficacy of hypotensive therapy in pediatric uveitic glaucoma**
DENISOVA E, KATARGINA L, IBAID BN
- 103** 09:13 **Transcriptomic and Proteomic Landscape of Vogt-Koyanagi-Harada Disease** **CANCELLED**
CHANG R, YANG PZ
- 104** 09:17 **Ocular Sarcoidosis in a Tertiary Referral Hospital in Australia**
CORNISH E, XIONG J, ZAGORA S, MCCLUSKEY P
- 105** 09:21 **Ocular screening of children with HIV/AIDS in an AIDS care center**
SRIDHARAN S, NEGILONI K, KALAIVANI K, KUMAR S, RAVI J
- 106** 09:25 **Utility of Anterior Segment Optical Coherence Tomography in the Diagnosis of anterior Scleritis**
MURTHY I, LOOMBA A, RANJAN R
- 107** 09:29 **Utility of aqueous PCR in HIV/AIDS with atypical posterior/panuveitis**
SRIDHARAN S, MOHANAN A, DHANUREKHA L
- 108** 09:33 **The paradigm shift of the treatment for Paediatric uveitis - the use of disease modifying biologics**
ZAGORA SL, OH L, MCCLUSKEY PM
- 109** 09:37 **QoL assessment in Uveitis patients in a Portuguese Center**
BRUXELAS CF, SILVA P, CORDEIRO M, GUEDES MC

- 110** 09:41 **Predictive Factors of Intraocular Pressure Level Evolution Over Time and Glaucoma Severity in Fuchs**
TOUHAMI S, VANIER A, ROSATI A, BOJANOVA M, BENRHOMDANE B, LEHOANG P, ROZENBERG F, BODAGHI B
- 111** 09:45 **Inflammation and Retinoblastoma**
DAS D, DEKA P, BHATTACHARJEE K, BARMAN MJ, DAS JK, KURI GK, BHATTACHARJEE H, DEKA A
- 112** 09:49 **Endogenous endophthalmitis in Taiwan, a long- term multicenter retrospective study**
CHEN YC, KUO HK
- 113** 09:53 **Diagnostic value of optical coherence tomography in the management of chronic VKH disease**
AGARWAL M, PALKAR A, BISWAS J
- 114** 09:57 **The Efficacy of Systemic Intravenous and Intraarterial Chemotherapy for Advanced Retinoblastoma**
LEE DH, HAN JW, HAHN SM, KIM DJ, KIM BM, LYU CJ, LEE SC, LEE CS
- 115** 10:01 **Usability of blood examinations and imaging examinations in the diagnosis of ocular sarcoidosis**
SUZUKI K, NAMBA K, MIZUUCHI K, IWATA D, ITO T, OHNO S, KITAICHI N, ISHIDA S
- 116** 10:05 **Toxoplasmosis in Sydney Australia - a Retrospective cohort**
YATES W, ZAGORA S, MCCLUSKEY P, CHOONG F, POST J, WAKEFIELD D
- 117** 10:09 **Change in Epidemiology of uveitis in a Tertiary Referral Center in Taiwan**
HUANG YH, HWANG DK

FRIDAY
09:05 - 10:20
ROOM 304B

| HELLENIC SOCIETY FOR THE STUDY OF INTRAOCULAR INFLAMMATION & INFECTIONS- HSOII |

Uveitic glaucoma

Moderator: Marilita M. MOSCHOS

- 09:05 **Pathophysiology of uveitic glaucoma**
MOSCHOS MM
- 09:20 **Etiology of uveitic glaucoma**
TOUMANIDOU V
- 09:35 **Clinical findings of uveitic glaucoma**
ANDROUDI S
- 09:50 **Medical treatment of uveitic glaucoma**
MALAMOS K
- 10:05 **The role of trabeculectomy in the treatment of uveitic glaucoma**
KALOGEROPOULOS CD

FRIDAY
09:05 - 10:20
ROOM 301A

| IOIS SECTION : DIABETES AND NONUVEITIC OCULAR INFLAMMATION |

Diabetes and Nonuveitic Ocular Inflammation

Moderators: Susumu ISHIDA, Quan Dong NGUYEN

- 09:05 **Cilostazol attenuates retinal oxidative stress and inflammation in a streptozotocin-induced diabetic animal model**
YANG C
- 09:17 **The role of retinal microglia and macroglia in diabetic retinopathy**
NGUYEN QD
- 09:29 **Rapid progression of diabetic retinopathy: Role of lipids**
BAE J
- 09:41 **OCT findings as predictive biomarker of efficacy for diabetic macular edema**
OZAWA Y
- 09:53 **Understanding interleukin-6 and its role in the management of diabetic macular edema**
AGARWAL A, NGUYEN QD
- 10:05 **Inflammation in Diabetic Macula Edema and Treatment with Intravitreal Steroids**
WIRYASAPUTRA S

FRIDAY
10:50 - 12:05
ROOM 304A

| BRAZILIAN UVEITIS SOCIETY |

How to face our current infectious uveitis?

Moderators: Joao LINS, Andre CURI

- 10:50 **Cat scratch**
CURI A
- 11:02 **Tuberculosis**
GARCIA C
- 11:14 **Sifilis**
SOCCI D
- 11:26 **Dengue fever**
VITOR D
- 11:38 **Zika Virus**
LINS J
- 11:50 **Toxoplasmosis: profilaxis**
FREITAS NETO C

FRIDAY
10:50 - 12:05
ROOM 304B

| AUSTRALIAN AND NEW ZEALAND UVEITIS SIG |

Sexually transmitted uveitis

Moderators: Lyndell LIM, Peter MCCLUSKEY

- 10:50 **The rising epidemic of Syphilis worldwide - why now?**
ONG D
- 11:02 **Ocular syphilis in Australia - clinical features and epidemiology**
LIM L
- 11:14 **HIV and other related non-CMV infections**
NIEDERER R
- 11:26 **CMV in the HIV & non HIV populations**
ZAGORA S
- 11:38 **HSV 2 & HTLV-1**
WELLS J
- 11:50 **Emerging sexually transmitted uveitis:
Zika, Ebola, Dengue, Chikungunya**
SMITH J

FRIDAY
10:50 - 12:05
ROOM 301A

| IOIS SECTION – INFECTIOUS UVEITIS |

**Infective versus non-infective uveitis:
Pearls and pitfalls**

Moderators: Soon-Phaik CHEE, Vishali GUPTA

- 10:50 **Hypopyon: Is it always infective?**
KHAIRALLAH M
- 11:02 **Keratic precipitates: Can I differentiate infective from non-infective?**
CHEE SP
- 11:14 **Iris pattern in anterior uveitis: Does it tell something about etiology?**
LOWDER C
- 11:26 **Vitritis : Is it always autoimmune?**
BODAGHI B
- 11:38 **Retinitis: Not always infective**
TUGAL-TUTKUN I
- 11:50 **Choroiditis: A close call between infective versus non-infective**
GUPTA V

FRIDAY
13:20 - 14:35
ROOM 304A

| IOIS SECTION : ORBITAL INFLAMMATION AND INFECTION |

Orbital Inflammation and Infection

Moderators: Youn-Shen BEE, Cheng-Hsien CHANG

- 13:20 **Immunity and Alpha melanocyte stimulating hormone (alpha-MSH)
in thyroid eye disease**
BEE Y-S
- 13:40 **Autoantigens of thyroid orbitopathy**
CHANG C-H
- 14:00 **IGg4 related orbitopathy**
TSAI Y-J
- 14:20 **Discussion**

FRIDAY
13:20 - 14:35
ROOM 304B

| SAUDI UVEITIS SOCIETY |

Infectious and non-infectious Uveitis Macular Edema (UME)

Moderator: Hassan AL-DHIBI

- 13:20 **Epidemiology & Pathophysiology of UME**
ALSHAMRANI M
- 13:32 **Infectious and non-infectious etiology of UME**
ALHAZZAZI M
- 13:44 **Evaluation & Classification of UME**
KHAIRALLAH M
- 13:56 **Topical & Periocular Treatment of UME**
ALZAHRANI Y
- 14:08 **Intravitreal & Systemic Treatment of UME**
AL-DHIBI H
- 14:20 **Prognosis of UME**
ALSABAANI N

FRIDAY
13:20 - 14:35
ROOM 301A

| IOIS SECTION – NON-INFECTIOUS UVEITIS |

Non-Infectious Intermediate, Posterior, and Panuveitis: Focus on retinal vascular inflammation

Moderators: Eric FORTIN, Janet DAVIS

- 13:20 **Challenges in understanding and studying retinal vasculitis**
FORTIN E
- 13:30 **Physiological determinants of retinal and choroidal vascular inflammation**
SMITH J
- 13:40 **Grading angiographic leakage in intermediate uveitis and retinal vasculitis**
DAVIS J
- 13:50 **Primary systemic vasculitis and retinal vasculitis: Behcet, GPA, lupus**
KAMAL ASAAD GERGES T
- 14:00 **Vasculitis in birdshot chorioretinopathy**
CASPER L
- 14:10 **PANEL: case presentations of retinal vasculitis**
Each presenter will give a 3 minute case summary with photos followed by a general discussion

FRIDAY
14:40 - 15:55
ROOM 304A

| UVEITIS SOCIETY OF INDONESIA AND IRANIAN UVEITIS SOCIETY |

Ocular Toxoplasmosis

Moderators: Masoud SOHEILIAN, Fatma ASYARI

- 14:40 **Clinical characteristics of ocular toxoplasmosis**
SOFIA O
- 14:52 **Imaging in diagnosis of ocular toxoplasmosis**
EBRAHIMIADIB N
- 15:04 **Atypical presentations of ocular toxoplasmosis**
ASYARI F
- 15:16 **Late complications of ocular toxoplasmosis**
SEYEDEH MARYAM H
- 15:28 **Azithromycin concentration in vitreous and retina-choroid after alternate-day oral administration for the Treatment of Toxoplasmic retinochoroiditis**
EDWAR L
- 15:40 **Update in treatment of ocular toxoplasmosis**
TAVALLALI A

FRIDAY
14:40 - 15:55
ROOM 304B

| SINGAPORE UVEITIS STUDY GROUP |

Masquerades - More than meets the eye

Moderator: Soon-Phaik CHEE

- 14:40 **The innocent lens (Malpositioned IOLs)**
CHEE SP
- 14:52 **Vitreous cells - part 1 (Vitreoretinal Lymphoma)**
CHAN SY A
- 15:04 **Vitreous cells - part 2 (Metastatic carcinoma)**
AGRAWAL R
- 15:16 **Cells and more cells (Infections)**
YUEN YS
- 15:28 **Serous detachments (Central serous chorioretinopathy)**
CHEUNG G
- 15:40 **Miscellaneous – Schwartz syndrome, Retinitis Pigmentosa**
SRINIVASAN NK

FRIDAY
14:40 - 15:55
ROOM 301A

| ISRAEL UVEITIS SOCIETY |

Ocular imaging in the diagnosis of uveitis and inflammatory eye disease

Moderators: Zohar HABOT-WILNER, Radgonde AMER

- 14:40 **Multi-modal imaging of inflammatory chorioretinopathies: lessons from OCT-angiography**
KRAMER M
- 14:52 **Fluorescein angiography in uveitis**
AMER R
- 15:04 **Ultra-wide field retinal imaging - our experience in uveitis**
GEPSTEIN R
- 15:16 **Wide field fluorescein angiography in retinal vasculitis**
TOMKINS NETZER O
- 15:28 **Ultrasound biomicroscopy as an adjunctive diagnostic tool for anterior scleral inflammatory disease**
HABOT-WILNER Z
- 15:40 **Inflammatory conjunctival lesions - clinical presentation, imaging and association to systemic disease**
VISHNEVSKIA - DAI V

FRIDAY
16:30 - 17:45
ROOM 304A

| IOIS SECTION – SCLERITIS |

Scleritis: A clinical approach to scleritis

Moderators: Carlos Eduardo PAVESIO, Peter MCCLUSKEY

- 16:30 **Clinical features of non-infectious scleritis**
PAVESIO C
- 16:42 **Clinical features of infectious Scleritis**
AGRAWAL R
- 16:54 **Multimodal imaging in posterior scleriti**
SAINZ DE LA MAZA M
- 17:06 **Patterns of scleritis in Japan**
OKADA A
- 17:18 **Local and systemic therapy for scleritis**
MCCLUSKEY P

FRIDAY
16:30 - 17:45
ROOM 304B

| IOIS SECTION – OCULAR IMMUNOLOGY AND IMMUNOPATHOLOGY |

New science concepts that are relevant to current or future care of patients with intraocular inflammation

Moderator: Heping XU

- 16:30 **Neuron-microglia interaction in retinal health and disease**
XU H
- 16:45 **Immunopathogenesis of tubercular uveitis: from experimental models to human disease**
BASU S
- 17:00 **Monounsaturated oleic acid modulates autophagy flux and upregulates angiogenic factor production in human retinal pigment epithelial ARPE-19 cells**
CHANG YC
- 17:15 **Studies on Non-infectious Uveitis: form Bench-top to Bedside**
LIN CP
- 17:30 **The implications of dysbiosis of ocular and gut microbiome in uveitis and keratitis**
MURTHY S

FRIDAY
16:30 - 17:45
ROOM 301A

| SOCIEDAD PANAMERICANA DE ENFERMEDADES INFLAMATORIAS OCULARES - SPEIO |

Multimodal imaging in the diagnosis and follow up of uveitis – A case based approach

Moderators: Careen LOWDER, Debra GOLDSTEIN

- 16:30 **SD-OCT for automated analysis of anterior chamber inflammation**
LOWDER CY
- 16:42 **Syphilis: unmasking the great masquerader with imaging**
GOLDSTEIN DA
- 16:54 **Multimodal imaging of mosquito borne diseases**
SMITH WM
- 17:06 **How to diagnose infectious retinitis with OCT**
INVERNIZZI A
- 17:18 **Do we still need the green dye for choroidal granulomas?**
PICHI F
- 17:30 **Understanding and following white dot syndromes with multimodal imaging**
DAVIS J



Besides the scientific program, IOIS aims to become a platform to build up and strengthen your social networks and friendships. The Gala Dinner prepared by our Taiwanese host will be a unique evening, with a live band performance.

Gala Dinner

DATE Friday 15 November 2019
TIME 19:00 - 22:00
WHERE Jubilee Hall MLD
WHO *Pre-registration compulsory*

NOTE 10 mins walking from KEC, the congress venue to Jubilee Hall



Saturday Overview

time from to		see page
07:00 07:55	START with Industry Sponsored Symposium	113
08:20 16:30	TRS Symposium	74-77
08:10 09:25	Società Italiana Uveiti e Malattie Infiammatorie Oculari (SIUMIO): Ocular Inflammation and Neurological Diseases	78
08:10 09:25	Foster Ocular Immunology Society	79
08:10 09:25	Asia Pacific Intraocular Inflammation Study Group: Infectious Uveitis - Pearls from the Asia Pacific	80
09:30 10:45	Philippine Ocular Inflammation Society: Ocular involvement in HIV/AIDS	81
09:30 10:45	IOIS section Optic neuritis: Immune disorders in neuro-ophthalmology	82
09:30 10:45	Belgian immune ophthalmology and Swiss uveitis society session: Update in the work up of uveitis	83
BREAK		
11:15 12:30	IOIS Section Drug Delivery and Emerging Therapies: Drug therapies: Challenges in the era of personalized medicine	84
11:15 12:30	IOIS Section Immune Keratitis: Immunology of Cornea/Sclera – update in diagnosis and therapy	85
11:15 12:30	Uveitis Society of India: Ocular Tuberculosis: Myths and facts	86

time from to		see page
12:35 13:35	LUNCH BREAK with Industry Sponsored Symposium	114
12:35 13:35	LUNCH BREAK with Industry Sponsored Symposium	115
13:40 14:55	German Uveitis Society: Minimum Clinical Datasets in Uveitis - What is this and do we need it?	87
13:40 14:55	IOIS section Allergy and Ocular Surface: Multiple approach to the ocular surface diseases	88
13:40 14:55	Turkish Uveitis Society: A comprehensive update on Behçet disease uveitis	89
15:00 16:15	IOIS Section Age-related Macular Degeneration: Age-Related Macular Degeneration	90
15:00 16:15	COTS, Collaborative Ocular Tuberculosis Study: Global Experts Consensus on treating Ocular TB	91
15:00 16:15	Indo-China Ocular Inflammation Study Group: Challenging cases in Indo-China area	92

#123 Electronic Posters
on display during the whole congress in the E-Poster Area

Full list of E-Posters on page 93-106

SATURDAY
08:20 - 16:30
ROOM 301B

– Session 1 –
Update in surgical treatment and imaging of retinal diseases

Moderators: Jorn-Hon LIU, Jiann-Torng CHEN, Wen-Chuan WU

- 08:20 **Opening by Jorn-Hon Liu, Shih-Jen Chen, Shwu-Jiuan Sheu**
- 08:30 **The evolution of vitreoretinal surgery in Taiwan**
LIU JH
- 08:45 **Applying AI for DR screening in Thailand**
RUAMVIBOONSUK P
- 09:00 **27g vitrectomy for complex diabetic retinal detachment**
KAGA T
- 09:15 **Endoscope-assisted vitreous surgery for retinal detachment**
KAGA T
- 09:30 **Pachychoroid choroidal neovascularization (pachy-CNV) and pachychoroid polypoidal choroidal vasculopathy (pachy-PCV)**
CHENG CK
- 09:40 **Internal limiting membrane flap technique for myopic traction maculopathy**
YANG CM
- 09:50 **Discussion**

10:00 BREAK

– Session 2 –
Update in pharmacotherapy in retinal diseases

Moderators: Chang-Hao YANG, Shwu-Jiuan SHEU, Lee-Jen CHEN

- 10:20 **Investigation of cellular senescence in aged-related retinal damages and in vivo animal model**
CHIOU SH
- 10:29 **Update in the management of dry age-related macular degeneration**
YANG CH
- 10:38 **Pharmacokinetic study of intravitreal aflibercept in humans with nAMD**
NGUYEN QD
- 10:53 **What have we learned from CATT - Five-year follow-up of Fibrotic and Nonfibrotic scars in the comparison of age-related macular degeneration treatments trials**
JAFJE G
- 11:08 **Individualizing DME treatment for optimal outcomes : Decision making with latest published algorithms**
DE SMET MD
- 11:23 **Advanced Retinal Implants**
HUMAYUN M
- 11:38 **Discussion**

11:50 LUNCH BREAK

program continues...

– Session 3 –

4th Thai-Taiwan Retina Society Joint Meeting (Video Show)

*Moderators: Chung-May YANG, Shih-Jen CHEN, San-Ni CHEN,
Paisan RUAMVIBOONSUK, Thanapong SOMKIJRUNGROJ*

- 14:00 Video show – WANG LC
- 14:05 Video show – SOMKIJRUNGROJ T
- 14:10 Video show – LAI TT
- 14:15 Video show – PRAKHUNHUNGSIT S
- 14:20 Video show – LIN CJ
- 14:25 Video show – HEMARAT K
- 14:30 Video show – CHEN SN
- 14:35 Video show – PASUKKIJWATANA N
- 14:40 Video show – WU TT
- 14:45 Video show – AMPHORNPHRUET A
- 14:50 Video show – CHEN KJ
- 14:55 Video show – SUKAVATCHARIN S
- 15:00 Video show – WU PC
- 15:05 Video show – TIPSURIYAPORN B
- 15:10 Video show – CHOU YB

10:20 **BREAK**

– Free paper session –

Moderators: Cheng-Kuo CHENG, Ching-Yao TSAI, Pei-Chang WU

- 15:35 **Diabetic proliferative fibrous membrane formation - Histopathological study**
YEH PT
- 15:40 **Comparison of surgical outcomes between 27-gauge and 25-gauge vitrectomy for proliferative diabetic retinopathy with traction retinal detachment**
CHEN PL

- 15:45 **Clinical characteristics and long-term evolution of lamellar macular hole in high myopia**
HSIA Y
- 15:50 **The biomarkers related to visual outcomes and treatment frequency in myopic CNV: one-year follow-up**
YEH SJ
- 15:55 **3 year outcomes of neovascular age-related macular degeneration treated with aflibercept – Real world experience**
LO KJ
- 16:00 **Correlation between polyps blood flow signal and disease activity in polypoidal choroidal vasculopathy (PCV) detected by optical coherence tomography angiography (OCTA)**
LEE YC
- 16:05 **Factors impacting gas fill after microincision vitrectomy surgery combined with fluid-gas exchange**
LI MS
- 16:10 **Body fluid expansion as a metabolic biomarker associated with optical coherence tomography measurements in diabetic retinopathy and diabetic macular edema**
TSAI MJ
- 16:15 **Hyperreflective foci in predicting the treatment outcome of antivascular endothelial growth factor in neovascular age-related macular degeneration**
LAI TT
- 16:20 **Characteristics of choroidal neovascular membrane morphology evaluated by optical coherence tomography angiography in age-related macular degeneration**
TEW TB
- 16:25 **Closing / Remarks by Shi-Jen Chen**
- 16:40 **End of session**

SATURDAY
08:10 - 09:25
ROOM 304A

| SOCIETÀ ITALIANA UVEITI E MALATTIE INFAMMATORIE OCULARI - SIUMIO |

Ocular Inflammation and Neurological Diseases

Moderators: Andrea LEONARDI, Luca CIMINO

- 08:10 **Ocular surface and neuroinflammation**
LEONARDI A
- 08:22 **Ocular Syphilis and CNS**
MISEROCCHI E
- 08:34 **Ocular sarcoidosis, TB and CNS**
CIMINO L
- 08:46 **Ocular parasitoids and CNS**
TOGNON MS
- 08:58 **Uveitis and multiple sclerosis**
INVERNIZZI A
- 09:10 **Behçet and CNS**
ACCORINTI M

SATURDAY
08:10 - 09:25
ROOM 304B

| FOSTER OCULAR IMMUNOLOGY SOCIETY |

Endpoints in the Assessments of Uveitis and Ocular Inflammatory Diseases

Moderators: Esen AKPEK, David CHU, Quan Dong NGUYEN

- 08:10 **Vitreous Haze and Cell: Useful Endpoints or Time to Reconsider?**
KEDHAR S
- 08:22 **Anterior OCT and Flare Meter and Their Role in Assessing Anterior Chamber Cells and Flare**
SHARON Y
- 08:34 **Novel Endpoints in Assessing the Sclera**
SAINZ DE LA MAZA M
- 08:46 **Can Microperimetry and Adaptive Optics Be Reliable Endpoints?**
SEPAH YJ
- 08:58 **Traditional and New Fluorescein Angiography: Clinical Application in Uveitis**
MISEROCCHI E
- 09:10 **Electrophysiologic Endpoints in Uveitis**
YANG P

SATURDAY
08:10 - 09:25
ROOM 301A

| ASIA PACIFIC INTRAOCULAR INFLAMMATION STUDY GROUP |

Infectious Uveitis - Pearls from the Asia Pacific

Moderators: Soon-Phaik CHEE, Justine SMITH

- 08:10 **Herpetic Anterior Uveitis**
CHEE SP
- 08:22 **Tuberculosis associated Uveitis**
BASU S
- 08:34 **Syphilitic uveitis**
SMITH J
- 08:46 **Toxoplasmic retinitis**
WIN M
- 08:58 **Endogenous endophthalmitis**
SILPA-ARCHA S
- 09:10 **Acute retinal necrosis**
MOCHIZUKI M

SATURDAY
09:30 - 10:45
ROOM 304A

| PHILIPPINE OCULAR INFLAMMATION SOCIETY |

Ocular involvement in HIV/AIDS

Moderator: Vicente Victor OCAMPO

- 09:30 **General Overview**
OCAMPO VV
- 09:42 **CMV Retinitis: Philippine Experience**
FONTANILLA FA
- 09:54 **Syphilitic Uveitis**
YU-KEH E
- 10:06 **Toxoplasmosis and TB in HIV**
ARRIOLA K
- 10:18 **Immune Recovery Uveitis**
ARCINUE CA
- 10:30 **Current Trends in the Management of HIV and its Ocular Manifestations**
ABANO JM

SATURDAY
09:30 - 10:45
ROOM 304B

| IOIS SECTION - OPTIC NEURITIS |

Immune disorders in neuro-ophthalmology

Moderators: Valerie TOUITOU, Vivek PATEL

- 09:30 **Neuromyelitis Optica Spectrum Disorder: an update**
GOKOFFSKI K
- 09:42 **Tolosa, Hunt, and their cousins**
WANG AG
- 09:54 **Optic Neuritis from a Taiwanese Perspective**
LIN WN
- 10:06 **Paraneoplastic disorders in neuro-ophthalmology**
ALBREIKI D
- 10:18 **Neuro-Ophthalmologic manifestations of Behçet's disease**
TOUITOU V
- 10:30 **AIBSE: an update**
PATEL V

SATURDAY
09:30 - 10:45
ROOM 301A

| BELGIAN IMMUNE OPHTHALMOLOGY AND SWISS UVEITIS SOCIETY SESSION |

Update in the work up of uveitis

Moderators: François WILLERMAIN, Konstantin GUGLETA

- 09:30 **Should we ask Pet CT more frequently in the work up of uveitis patients**
ZIERHUT M
- 09:42 **Tuberculosis screening in uveitis patients : State of the art**
GUPTA V
- 09:54 **Genetic and antibody testing in the diagnosis of autoimmune retinopathy**
DAVIS J
- 10:06 **The role of brain imaging in uveitis diagnosis**
HOWELL J
- 10:18 **The past, present and future of aqueous humor analyse**
CASPERS L
- 10:30 **When and how must we be invasive ?**
VAN CALSTER J

SATURDAY
11:15 - 12:30
ROOM 304A

| IOIS SECTION – DRUG DELIVERY AND EMERGING THERAPIES |

**Drug therapies:
Challenges in the era of personalized medicine**

Moderators: Marc D. DE SMET, Alfredo ADAN, Quan Dong NGUYEN

- 11:15 **Novel approaches to drug delivery and their impact in uveitis therapy**
DE SMET MD
- 11:30 **Gene therapy - immune response challenges**
WILLERMAIN F
- 11:45 *Suprachoroidal delivery a novel more controlled route of delivery?*
- 12:00 *Ciliary body transfection as a route to immune modulation*
- 12:15 **Topical Control of inflammation without IOP rise, a novel target**
HAIM-LANGFORD D

SATURDAY
11:15 - 12:30
ROOM 304B

| IOIS SECTION IMMUNE KERATITIS |

**Immunology of Cornea/Sclera –
update in diagnosis and therapy**

Moderators: Uwe PLEYER, Junko HORI

- 11:15 **Introduction/Overview**
HORI J
- 11:20 **New experimental models of autoimmune sclero-keratitis**
HORI J
- 11:30 **Neuro-immune interaction in the cornea**
CHINNERY HR **CANCELLED**
- 11:40 **Mechanism of corneal lymphangiogenic and hemanigiogenic privilege**
MARUYAMA K
- 11:50 **Aqueous microenvironment as mechanisms of endothelial cell loss after PK and DSAEK**
YAMAGUCHI T
- 12:00 **From autologus COMET to allogeneic SLET--- the role of inflammation and graft rejection in the treatment of bilateral limbal insufficiency**
CHEN WL
- 12:10 **The role of immune-modulatory stroll cell therapy in prevention of corneal graft rejection**
PLEYER U
- 12:20 **Summary and conclusion**
PLEYER U

SATURDAY
11:15 - 12:30
ROOM 301A

| UVEITIS SOCIETY OF INDIA |

Ocular Tuberculosis: Myths and facts

Moderators: Vishali GUPTA, Kalpana BABU

- 11:15 **Tuberculosis & Sarcoid: two ends of a spectrum?**
BABU K
- 11:27 **Eales disease and TB Vasculitis: is it the same disease?**
BISWAS J
- 11:39 **What does Mycobacterium tuberculosis do in TB uveitis ?**
BASU S
- 11:51 **Proteomics of TB Uveitis**
BANSAL R
- 12:03 **TB Uveitis: When to treat?**
SRIDHARAN S
- 12:15 **TB Scleritis: Dos and Dont's**
MURTHY S

SATURDAY
13:40 - 14:55
ROOM 304A

| GERMAN UVEITIS SOCIETY |

Minimum Clinical Datasets in Uveitis - What is this and do we need it?

Moderator: Uwe PLEYER

- 13:40 **Introduction to the topic**
- 13:50 **OCTA Imaging standards in uveitis**
POHLMANN D
- 14:03 **German National Uveitis Registry – Standard Data Sets**
LEE J
- 14:16 **Minimal clinical dataset for TINU-Syndrome**
ZIERHUT M
- 14:29 **Minimal clinical dataset for the diagnosis of viral induced anterior uveitis**
CHEE SP
- 14:42 **Minimal clinical dataset for the diagnosis of ocular TB**
GUPTA V

SATURDAY
13:40 - 14:55
ROOM 304B

| IOIS SECTION – ALLERGY AND OCULAR SURFACE |

Multiple approach to the ocular surface diseases

Moderators: Andrea LEONARDI, Talin BARISANI

- 13:40 **Biogeography of the human ocular microbiota**
OZKAN J, WILCOX M
- 13:52 **Dendritic cells and ocular surface response**
HAMRAH P
- 14:04 **Omics and transcriptomics in ocular allergy**
LEONARDI A
- 14:16 **Imaging of the ocular surface**
KHEIRKHAH A
- 14:28 **Immunomodulation of the ocular surface**
DOAN S
- 14:40 **Surgical approach to ocular surface**
AGARWAL S, GEETHA I

SATURDAY
13:40 - 14:55
ROOM 301A

| TURKISH UVEITIS SOCIETY |

A comprehensive update on Behçet disease uveitis

Moderators: Ilknur TUGAL-TUTKUN, Yilmaz OZYAZGAN

- 13:40 **Immunogenetic basis of Behcet disease**
TAKEUCHI M
- 13:45 **Factors affecting epidemiologic features of Behcet disease**
KADAYIFCILAR S
- 13:50 **An algorithm for the diagnosis of Behcet disease uveitis**
TUGAL-TUTKUN I
- 13:55 **Clinical course and prognosis of Behcet disease uveitis**
OZYAZGAN Y
- 14:00 **Multimodal imaging in monitoring Behcet disease uveitis**
YALÇINDAG N
- 14:05 **Current therapeutic modalities and duration of treatment in Behcet disease uveitis**
OZDAL P

SATURDAY
15:00 - 16:15
ROOM 304A

| IOIS SECTION - AGE-RELATED MACULAR DEGENERATION |

Age-Related Macular Degeneration

Moderators: Diana DO, Quan Dong NGUYEN

At the time this program went into print this session program was not yet available, please check the website iois.info or checkout the IOIS2019 Mobile App for updates.

SATURDAY
15:00 - 16:15
ROOM 304B

| COTS, COLLABORATIVE OCULAR TUBERCULOSIS STUDY |

Global Experts Consensus on treating Ocular TB

Moderators: Vishali GUPTA, Rupesh AGRAWAL

- 15:00 **COTS Methodology**
AGRAWAL R
- 15:12 **Standardizing of nomenclature for Ocular Tuberculosis**
SMITH J
- 15:24 **Consensus on treating Choroiditis**
GUPTA V
- 15:36 **Consensus on treating Retinal Vasculitis**
MCCLUSKEY P
- 15:48 **Consensus on treating Intermediate and Pan uveitis**
PAVESIO C
- 16:00 **Consensus on treating Anterior Uveitis**
NGUYEN QD

SATURDAY
15:00 - 16:15
ROOM 301A

| INDO-CHINA OCULAR INFLAMMATION STUDY GROUP |

Challenging cases in Indo-China area

Moderators: Somsiri SUKAVATCHARIN, Sutasinee BOONSOPON

- 15:00 **Active Adamantiades-Behçet's disease mimicking CMVR**
BOONSOPON S
- 15:12 **Interesting uveitis manifestation**
WIN M
- 15:24 **Atypical posterior uveitis with positive syphilis serology**
HUNCHANGSITH B
- 15:36 **Retinal vasculitis presentation in mixed germ cell tumor**
PO L
- 15:48 **Masquerade: trick or treat**
LOURTHAI P
- 16:00 **Nearly perforating globe with GPA associated scleritis**
PANYAYINGYONG N

| E-POSTERS |

| E-POSTERS |

- 101 **Diagnostic probability of cell block preparations in vitreoretinal lymphoma**
KASE S, NAMBA K, IWATA D, MIZUUCHI K, KITAICHI N, ISHIDA S
- 102 **Safety and factors of efficacy of hypotensive therapy in pediatric uveitic glaucoma**
DENISOVA E, KATARGINA L, IBAID BN
- 103 **Transcriptomic and Proteomic Landscape of Vogt-Koyanagi-Harada Disease** **CANCELLED**
CHANG R, YANG PZ
- 104 **Ocular Sarcoidosis in a Tertiary Referral Hospital in Australia**
CORNISH E, XIONG J, ZAGORA S, MCCLUSKEY P
- 105 **Ocular screening of children with HIV/AIDS in an AIDS care center**
SRIDHARAN S, NEGILONI K, KALAIVANI K, KUMAR S, RAVI J
- 106 **Utility of Anterior Segment Optical Coherence Tomography in the Diagnosis of anterior Scleritis**
MURTHY I, LOOMBA A, RANJAN R
- 107 **Utility of aqueous PCR in HIV/AIDS with atypical posterior/panuveitis**
SRIDHARAN S, MOHANAN A, DHANUREKHA L
- 108 **The paradigm shift of the treatment for Paediatric uveitis - the use of disease modifying biologics**
ZAGORA SL, OH L, MCCLUSKEY PM
- 109 **QoL assessment in Uveitis patients in a Portuguese Center**
BRUXELAS CF, SILVA P, CORDEIRO M, GUEDES MC

- 110 **Predictive Factors of Intraocular Pressure Level Evolution Over Time and Glaucoma Severity in Fuchs**
TOUHAMI S, VANIER A, ROSATI A, BOJANOVA M, BENRHOMDANE B, LEHOANG P, ROZENBERG F, BODAGHI B
- 111 **Inflammation and Retinoblastoma**
DAS D, DEKA P, BHATTACHARJEE K, BARMAN MJ, DAS JK, KURI GK, BHATTACHARJEE H, DEKA A
- 112 **Endogenous endophthalmitis in Taiwan, a long- term multicenter retrospective study**
CHEN YC, KUO HK
- 113 **Diagnostic value of optical coherence tomography in the management of chronic VKH disease**
AGARWAL M, PALKAR A, BISWAS J
- 114 **The Efficacy of Systemic Intravenous and Intraarterial Chemotherapy for Advanced Retinoblastoma**
LEE DH, HAN JW, HAHN SM, KIM DJ, KIM BM, LYU CJ, LEE SC, LEE CS
- 115 **Usability of blood examinations and imaging examinations in the diagnosis of ocular sarcoidosis**
SUZUKI K, NAMBA K, MIZUUCHI K, IWATA D, ITO T, OHNO S, KITAICHI N, ISHIDA S
- 116 **Toxoplasmosis in Sydney Australia - a Retrospective cohort**
YATES W, ZAGORA S, MCCLUSKEY P, CHOONG F, POST J, WAKEFIELD D
- 117 **Change in Epidemiology of uveitis in a Tertiary Referral Center in Taiwan**
HUANG YH, HWANG DK
- 118 **Long term efficacy of infliximab in refractory uveoretinitis associated with Behçet's disease**
KEINO H, NAKAYAMA M, WATANABE T, ANDO Y, ABE S, HAYASHI I, FUKUOKA K, KOMAGATA Y, OKADA A

continues ...

- 119 **Doxycycline vs Azithromycin for MGD and Blepharitis: Systematic Review of Published Clinical Trials**
NOOR NA
- 120 **Profile of intraocular and adnexal parasitic diseases at a tertiary eye institute of northeast India**
DAS D, BHATTACHARJEE H, ISLAM S, DEKA A, BHATTACHARJEE K, SHARMA M, BARMAN MJ
- 121 **Sarcoidosis mimicking Cogan syndrome**
EBRAHIMIADIB N
- 122 **The ocular tuberculosis trends over the period of 2015 to 2018 in Ukraine**
ZBOROVSKA O., DOROKHOVA O.
- 123 **Tuberculous sclerokeratouveitis in immunocompetent South African patients**
SMIT DP, MATHEW D
- 124 **Effect of Prednisolone Acetate 1% and Tacrolimus 0.03% on IL-6 Aqueous Humor Levels in EIU Model Rat**
VERA IRMA, SOFIA OVI
- 125 **Oral Phospholipidic Curcumin in Juvenile Idiopathic Arthritis-Associated Uveitis**
MISEROCCHI E, GIUFFRÉ C, CICINELLI MV, MARCHESE A, MODORATI G, BANDELLO F
- 126 **Epidemiological Profile of Uveitis at a Tertiary Referral Center in Northern Taiwan**
HSU YR, WANG LU, WANG JK, CHEN FT
- 127 **Value of OCT-angiography in white dot syndromes and other inflammatory chorioretinopathies**
ERRERA MH, MEBSOUT-PALLADO C, TERRADA C, DANSINGANI K.K, BRIGNOLE-BAUDOUIN F, BODAGHI B, GAUDRIC A, MREJEN S

- 128 **OCT as a tool to detect early sympathetic ophthalmia in an asymptomatic patient**
KHAN Z, AUBIN M
- 129 **Masquerade Disease in Taiwan: A Long-term Retrospective Multicenter Study**
HWANG YS
- 130 **Hypoxia inhibits subretinal inflammation resolution in age related macular degeneration**
TOUHAMI S, BEGUIER F, AUGUSTIN S, CHARLES MESSANCE H, BODAGHI B, GUILLONNEAU X, SENNLAUB F
- 131 **A case of HLA-B27 positive acute anterior uveitis with preceded by severe periodontitis**
ANDO Y, KEINO H, NAKAYAMA M, WATANABE T, HIRAKATA A, OKADA A.A
- 132 **Progression Of Eales' Disease Post-Partum And Long Term Follow-Up**
JANUSCHOWSKI KJ, IVANESCU RI **CANCELLED**
- 133 **Efficacy and safety of adalimumab in patients with non-infectious uveitis: a retrospective observational study of 14 patients**
YANAI R, UCHI S-H, TOMINAGA W, OGATA T, KIMURA K
- 134 **Pediatric uveitis in Taiwan, a long-term multicenter retrospective study**
LEE YC, TAIWAN UVEITIS STUDY GROUP TUSG
- 135 **Diagnostic evaluation of OCT angiography and AF in bilateral diffuse uveal melanocytic proliferation**
HASHIDA N
- 136 **Retinitis pigmentosa associated with uveitis, the case series**
DOROKHOVA O., ZBOROVSKA O.
- 137 **Blindness due to uveitis associated with Wiskott-Aldrich syndrome**
CLEMMENSEN K

continues ...

- 138 **Clinical features and prognosis of Klebsiella endophthalmitis**
LEE CS, KIM HS, LEE SC, CHUNG H
- 139 **Uveitis associated with bilateral serous retinal detachment and septae is not only Vogt-Koyanagi-Harada disease**
MILI-BOUSSEN I, BOUKARI M, KAOUEL H, BRAHAM-ZHIOUA I, AMMOUS I, ERRAIS K, ZHIOUA R
- 140 **Non-correspondence of photoreceptor morphology and sensitivity in AZOOR lesions as assessed by AO-OC**
FUNK M, WASSERMANN L, SALAS M, DEAK G, DREXLER W, PIRCHER M, SCHMIDT-ERFURTH U, POLLREISZ A
- 141 **Behcet's disease: 10-year experience at the Sydney Eye Hospital**
YATES W, ZAGORA S, WAKEFIELD D, MCCLUSKEY P
- 142 **Multi-centre causes of vision loss and clinical outcomes over an 18 year period in patients with VKH**
ZAGORA SL, TOMKINS-NETZER O, LIGHTMAN S
- 143 **Ocular herpetic infection in a tertiary eye care hospital in India**
AGARWAL M, BISWAS J
- 144 **Intravitreal Aflibercept as the Adjuvant Therapy of Presumed Primary Uveal Melanoma - Case report**
LIN CJ, HUANG YT, HSIA NY
- 145 **Bilateral Ocular Plasmacytoma Presenting as Anterior Uveitis**
SHARON Y, REICH E, HAYMAN L, KRAMER M
- 146 **Is "Vitritis" a Prognostic Factor for Uveal Melanoma?**
TSUI MC, LIN CP
- 147 **Comparison of anti-TNF-alpha therapeutic effects in Behçet's disease and Vogt-Koyanagi-Harada disease**
HARADA Y, HIYAMA T, KIUCHI Y

- 148 **Acute Syphilitic Posterior Placoid Chorioretinitis treated by Doxycycline and Benzathine Penicillin**
CHEN HF
- 149 **A case of cutaneous lupus associated with drusen like deposits, retinopathy and choroidopathy**
EBRAHIMIADIB N
- 150 **Two cases of tattoo associated uveitis**
EBRAHIMIADIB N
- 151 **Pembrolizumab and Nivolumab-induced ocular complications: a case report with literature review**
CHO WH, KUO HK, CHIANG WY
- 152 **Endogenous Streptococcus Anginosus Endophthalmitis in an Immunocompetent Young Adult**
SANCHEZ JM, DAVILA M, HALPERT M, AMER R
- 153 **Simultaneous Branch Retinal Artery and Vein Occlusion as the Presentation of Antiphospholipid Syndrome**
LIN CJ
- 154 **Cystoid macular edema : a rare presentation of presumed tubercular uveitis**
MILI-BOUSSEN I, BOUKARI M, KAOUEL H, BRAHAM-ZHIOUA I, AMMOUS I, ERRAIS K, ZHIOUA R
- 155 **Spontaneous close of diabetic macular edema related macular hole after intravitreal Eylea injection**
WU JS, CHEN SN
- 156 **Hierarchical cluster analysis using blood test data in ocular sarcoidosis**
MATSUSHIMA R, USUI Y, SHIMIZU H, GOTO H

continues ...

- 157 **Familial Mediterranean Fever Associated Uveitis: Genetic and Clinical Characteristics**
OZDEMIR HB, CAKAR OZDAL P
- 158 **Association study of KIR alleles with Behçet's disease in a Japanese population**
MEGURO A, TAKEUCHI M, YAMANE T, HORITA N, MIZUKI N
- 159 **Optical coherence tomography angiography in Behcet uveitis**
KADAYIFCILAR S, AYGUN O, ELDEM B
- 160 **Correlation of wide angle fluorescein angiography scoring and flare in inactive Behcet uveitis**
ORAY M, KABAALIOGLU GUNER M, GUNER E, TUGAL-TUTKUN I
- 161 **Epidemiology of macular edema and epiretinal membrane in patients with uveitis**
YANAGIDA C, USUI Y, TSUBOTA K, MITSUHASHI R, NEZU N, KEZUKA T, GOTO H
- 162 **Pattern of retinal vasculitis at a tertiary referral hospital in Taiwan**
WANG LU, HSU YR
- 163 **Pattern of ocular involvement in Behçet's Disease: a retrospective study of 281 cases**
KHOCHTALI S, CHERNI I, GHARBI Z, KMIHA R, MESSAOUD R, KHAIRALLAH M
- 164 **Short-term outcomes of Tenon's capsule retractor-assisted trabeculectomy for uveitic glaucoma**
KUSUHARA S, NAKAMURA M
- 165 **Long-term Outcomes of Treatment with Infliximab for Behçet Uveitis**
TAKAYAMA K, SATO T, TAKEUCHI M
- 166 **Swept-source optical coherence tomography angiography in active and scarred toxoplasmic retinochoroiditis**
KHAIRALLAH M, BEN AOUN S, FEKIH K, NEMRIA J, ZAOUALI S

- 167 **Endogenous endophthalmitis; a case series**
SAATCI A. O, AYHAN Z, KARATAS E, YAMAN A
- 168 **Characteristics of patients with non-infectious uveitis refractory to adalimumab treatment**
IWAHASHI C, OHGURO N, KAWA T
- 169 **Localized amyloidosis involving lacrimal gland and conjunctiva in Sjogren syndrome**
ITO T, KASE S, ISHIJIMA K, SUIMON Y, TAKAKUWA E, ISHIDA S
- 170 **Systemic manifestations and visual prognosis in patients with Behcet's uveitis**
LEE EK, KIM BH, YU HG
- 171 **Prevalence of ocular inflammation among tuberculosis in Japan**
OHARA H, HARADA Y, KOBAYASHI T, IKEGAMI Y, KIUCHI Y
- 172 **Health Literacy, Adherence, and Quality of Life of Uveitis Patients**
O'KEEFE G, MUELLER C **CANCELLED**
- 173 **Laser flare photometric evaluation of HLA-B27 associated anterior uveitis**
ORAY M, GUNER E, KABAALIOGLU GUNER M, TUGAL-TUTKUN I
- 174 **Cytomegalovirus Retinitis in Taiwan - A Long-term Multicenter Retrospective Study**
YEH PT, SU YT, LIN CP, TAIWAN UVEITIS STUDY GROUP TUSG
- 175 **Predictive factors of recurrences and complications in Vogt-Koyanagi-Harada uveitis : a retrospective analyse of a Tunisian series**
MILI-BOUSSEN I, BOUKARI M, KAOUEL H, BRAHAM-ZHIOUA I, AMMOUS I, ERRAIS K, ZHIOUA R
- 176 **Clinical profile and treatment outcome of Sympathetic Ophthalmia in Eastern India**
KUMAR A, DAS D, BISWAS J

continues ...

- 177 **Ocular findings revealing a Susac syndrome: a retrospective review of 4 cases**
KHOCHTALI S, KHAIRALLAH M, SMAOUI S, BEN AOUN S, BEN YAHIA S, KHAIRALLAH M
- 178 **Pattern of childhood uveitis in a referral center in Tunisia, North Africa**
KSIAA I, BEN AOUN S, JOMAA O, MAALOUL K, JELLITI B, KHAIRALLAH M
- 179 **The results of anti-TNF- α therapy in pediatric refractory uveitis associated with Behçet's disease**
AKYOL N, TURK A, KOSE B, SOGUKSULU TURKCAN T, GURSOY N
- 180 **Purified human platelet lysate & platelet extracellular vesicles enhance CECs proliferation & repair**
WIDYANINGRUM R, WANG T-J, BURNOUF T
- 181 **Risk factors associated with persistent ocular inflammation in patients with Vogt-Koyanagi-Harada disease**
YAMANA S, HASEGAWA E, TAKEDA A, YAWATA N, SONODA K
- 182 **Vitreous hemorrhage associated with ocular inflammatory conditions**
ZINA S, ABDELAZIZ M, ZOUARA H, SMAOUI S, ATTIA S, KHAIRALLAH M
- 183 **Retinal complications among uveitis patients - a population-based study**
HWANG DK
- 184 **Clustering analysis in IgG4-related ophthalmic disease using data of peripheral blood tests**
TSUBOTA K, USUI Y, GOTO H
- 185 **Microperimetry in visual function monitoring in patients with Behcet uveitis**
YALÇINDAG N, DEGIRMENCI MFK
- 186 **Laser flare photometry in Fuchs uveitis syndrome**
YALÇINDAG N, TOSUN A, TEKELI O

- 187 **Ocular syphilis mimicking Vogt-Koyanagi-Harada disease - a case report**
LO KJ, HUANG DK
- 188 **Diagnostic Approach and Successful Treatment of Ocular Tuberculosis**
CHADIJAH S, SOFIA O, DICKY H
- 189 **Post-operative ocular infection by nontuberculous mycobacteria**
HUANG YH, LIN PY, HWANG DK, CHEN SJ
- 190 **A case of adult T-cell leukemia presenting with scleritis**
HASEGAWA E, YAMANA S, YAWATA N, TAKEDA A, SONODA KH
- 191 **Intravitreal dexamethasone implant (Ozurdex) for macular edema secondary to retinitis pigmentosa**
WU JS, CHEN SN
- 192 **Multimodal imaging in a case of relentless placoid chorioretinitis associated with granulomatous anterior uveitis**
ABROUG N, SELLEM I, SMAOUI S, GATFAOUI F, MESSAOUD R, KHAIRALLAH M
- 193 **Three cases of induction of scleritis as a paradoxical reaction to TNF inhibitor and CTLA4Ig**
TAKEDA A, YUI S, OGURA E, HORI J
- 194 **Evaluation of the use of adalimumab in the treatment of VKH disease and sympathetic ophthalmia**
NAKAYAMA M, ABE S, HAYASHI I, KEINO H, WATANABE T, ANDO Y, OKADA A
- 195 **Uveitic Masquerade syndrome caused by proliferative vitreoretinopathy in pre-existing retinal vasculoretinopathy**
HWANG DK, CHEN SJ
- 196 **Socioeconomic association with Visual loss in uveitis: Korean Cohort Study from 2002 to 2013**
YU HG, OH BL

continues ...

- 197 **Clinical Characteristics of Endogenous Klebsiella pneumoniae Endophthalmitis: A 13-Year Experience**
LEE JH, LEE CS, LEE SC
- 198 **Anti-IFN- γ autoantibody associated ischemic retinopathy: a case report**
PENG SY, HUANG CJ, CHEN TC, HO TC
- 199 **Multimodal imaging in unilateral acute idiopathic maculopathy: report of 2 cases**
KSIAA I, ROMDHANE M, ZOUARA H, DAOUED M, JELLITI B, KHAIRALLAH M
- 200 **Mycophenolate for the Treatment of Eye Involvement in Patients with Behçet's Syndrome**
UCAR D, OZYAZGAN Y, ESATOGLU SN, CERME E, HAMURYUDAN V, MELIKOGLU M, FRESKO I, YURDAKUL S, YAZICI H, HATEMI G
- 201 **Evidence of choriocapillaris flow reduction on swept-source OCT angiography in two typical cases of Multiple Evanescent White Dot Syndrome**
KHAIRALLAH M, DRIDI T, BEN AOUN S, MEDDEB S, ATTIA S
- 202 **Toxoplasmic retinochoroiditis: a case series**
KUO SY, CHEN SC
- 203 **Endogenous endophthalmitis after cardiac angioplasty: a case report**
ZINA S, ROMDHANE M, ZOUARA H, DAOUED M, JELLITI B, KHAIRALLAH M
- 204 **Ocular tuberculosis presenting as conjunctival granuloma**
BEN AMOR H, MEFTHEH M, JERBI I, ZOUARA H, MESSAOUD R, KHAIRALLAH M
- 205 **Management dilemma: QuantiFERON reversion in a young man with panuveitis**
HSIA NY, LIN CJ, LIN JM, CHEN WL, TSAI YY
- 206 **Cytomegalovirus retinitis in a patient with Vogt-Koyanagi-Harada disease**
ABROUG N, KHAIRALLAH M, MEFTHEH M, CHERNI I, ATTIA S, KHAIRALLAH M

- 207 **Systemic lupus erythematosus associated bilateral choroidopathy - a case report**
CHANG YC, KAO TE, LIU PK
- 208 **Retinal and choroidal inflammations in eyeball specimens supported by molecular pathological study**
DAS D, BHATTACHARJEE H, UPADHAYA A, BHATTACHARJEE K, SOIBAM R, KURI GK, DEKA P, DEKA A
- 209 **A case of posterior scleritis with ANCA-associated vasculitis syndrome requiring rituximab therapy**
WENG XY, IWADA D, NAMBA K, SUZUKI K, MIZUUTI K, ISHIDA S
- 210 **Foveal involvement in West Nile Virus chorioretinitis: a case report**
BEN AMOR H, DAOUED M, KHAIRALLAH M, ROMDHANE M, JELLITI B, KHAIRALLAH M
- 211 **Rapid course of CNV and response to treatment in a case of PIC**
WANG TW, SHEU SJ
- 212 **Management of bilateral complicated cataract in convalescent stage of vogt-koyanagi-harada syndrome**
QUAMILA FR, SOFIA O, BUDI T
- 213 **Atypical presentation of cytomegaloviral retinitis in an immunocompromised patient**
LI KH, CHEN SN
- 214 **Improvement of Choroidal Blood Void in a Case of Acute Macular Neuroretinopathy**
HSIEH MC, CHEN SN
- 215 **Pigmentary retinal changes and intermediate uveitis in multiple sclerosis**
WIRYASAPUTRA S, FRASER CL, MCCLUSKEY P, ZAGORA SL

continues ...

- 216 **Ocular Manifestation of Latent Stage Syphilis in Immuno competent Patient**
ANDANI TA, SOFIA O
- 217 **A case of Propionibacterium acnes related scleral buckle infection with secondary endophthalmitis**
WU CHIA
- 218 **Photoreceptor recovery in a child with chronic myelogenous leukemia – A case report**
HSIA NY, LIN CJ, LIN HJ, CHEN WL, TSAI YY, WU KH
- 219 **Management of Soemmering's Ring in a case with uveitis associated with juvenile rheumatoid arthritis**
AKYOL N, TURK A
- 220 **Diffuse chorioretinitis manifesting as subretinal exudation**
LI KH, CHEN SN
- 221 **A case report of idiopathic uveitis controlled by monthly adalimumab**
MIYAI A
- 222 **Mysterious Recurrent Irvine Gass Syndrome**
KAO TY, CHENG C.K.
- 223 **White dot syndromes**
KARKANOVA M, BERÁNEK J, VYSLOUŽILOVÁ D, VLKOVÁ E

INDUSTRY SPONSORED SYMPOSIA

Industry Sponsored Symposia Overview



time from to see pg

THURSDAY - LUNCH BREAK		
12:20 13:20	 <p>INDUSTRY SPONSORED SYMPOSIUM - 1 - The 0.2 µg/day Fluocinolone Acetonide implant (FAC) for prevention of relapse in non-infectious uveitis affecting the posterior segment of the eye</p>	111

FRIDAY - LUNCH BREAK		
12:15 13:15	 <p>INDUSTRY SPONSORED SYMPOSIUM - 2 - Ocular surface diseases: new insights, trends and future directions</p>	112


time from to see pg

SATURDAY - MORNING		
07:00 07:55	 <p>INDUSTRY SPONSORED SYMPOSIUM - 3 - A Decade with Dex Implant: The journey from Bench to Bedside</p>	113

SATURDAY - LUNCH BREAK		
12:35 13:35	 <p>INDUSTRY SPONSORED SYMPOSIUM - 4 - Macula Movement: Leading the Trend of Next Generation</p>	114
12:35 13:35	 <p>INDUSTRY SPONSORED SYMPOSIUM - 5 - Unsurpassed vision gains and optimized patient outcomes in DME</p>	115

Retinal disease is our focus

At Alimera Sciences, we are dedicated to developing innovative, vision improving treatments for retinal diseases.



For more information on our products scan the code above with your mobile phone or visit www.alimerasciences.com

| INDUSTRY SPONSORED SYMPOSIUM |

The 0.2 µg/day Fluocinolone Acetonide implant (FAc)
for prevention of relapse in non-infectious uveitis affecting
the posterior segment of the eye

Moderator: Bahram BODAGHI

12:20 **Introduction by Bahram Bodaghi**

12:25 **Lessons learned in managing patients with uveitis:
Avoidance of cumulative damage**
NGUYEN QD

12:40 **Long term follow-up of an individual investigator-sponsored trial
of the fluocinolone implant to treat non-infectious intermediate,
posterior and panuveitis**
JAFEE G

12:55 **Panel discussion – including case studies**
PAVESIO C, KHORAMNIA R

13:20 **End of session**



FRIDAY
12:15 - 13:15
ROOM 301A

| INDUSTRY SPONSORED SYMPOSIUM |

**Ocular surface diseases:
new insights, trends and future directions**

Moderators: Christophe Baudouin and Fung-Rong Hu

- 12:15 **Welcome and introductions**
BAUDOUIN C, FR HU
- 12:20 **Imaging inflammation: in vivo confocal microscopy in the clinic**
HAMRAH P
- 12:30 **Addressing inflammation in allergic eye disease: novel approaches in VKC**
LEONARDI A
- 12:40 **The enduring role of ciclosporin A 0.1% for dry eye disease**
BAUDOUIN C
- 12:50 **Optimizing the ocular surface for surgery**
CHEE SP
- 13:00 **Q&A, summary and close**



SATURDAY
07:00 - 07:55
ROOM 301A

| INDUSTRY SPONSORED SYMPOSIUM |

**A Decade with Dex Implant:
The journey from Bench to Bedside**

Moderator: San-Ni CHEN

- 07:00 **Introduction**
- 07:05 **A decade with Dex Implant: The journey from Bench to Bedside**
DE SMET MD
- 07:45 **Conclusion**
- 07:55 **End of session**



SATURDAY
12:35 - 13:35
ROOM 301A

| INDUSTRY SPONSORED SYMPOSIUM |

Macula Movement: Leading the Trend of Next Generation

Moderator: Dr. San-Ni

12:35 **Opening by San-Ni Chen**

12:40 **Pushing the Frontier of Treatment in nAMD/PCV:
a Single Chain Antibody Fragment (brolocizumab) and
Its Clinical Trials: 2 Year Result**
JAFEE G

13:20 **Discussion**



SATURDAY
12:35 - 13:35
ROOM 301B

| INDUSTRY SPONSORED SYMPOSIUM |

Unsurpassed vision gains and optimized patient outcomes in DME

Moderator: Shwu-Jiuan SHEU

12:35 **Opening**

12:40 **Unsurpassed vision gains and optimized patient outcomes in DME**
NGUYEN QD

13:05 **How to manage DME in clinical practice? – DME case sharing**
CHEN L-J

13:20 **Q & A**

13:30 **Closing**

NOTES

NOTES

NOTES

NOTES



INTERNATIONAL OCULAR INFLAMMATION SOCIETY

www.iois.info